

Annual Report

Sheriff Greg Sanches

Angelina County Sheriff's Office
2311 E. Lufkin Ave
936-634-3331



2018

Preface

The Texas Constitution, Article 5 Judicial Department, established the office of Sheriff in each county in Texas. In 1846, George Thomas Wharton (G.T.W.) Collins served as the first Sheriff of Angelina County. On January 1, 2013, Greg Sanches was sworn in as the 33rd Sheriff of Angelina County. As the chief executive of the office, the Sheriff has full authority and responsibility for the management, direction and control of the operation and administration of the office.

The Sheriff is also responsible for the operation of the county jail and for the housing of prisoners arrested within the county. The Sheriff must submit monthly reports to the Texas Commission on Jail Standards and in turn the jail is inspected by the Commission on an annual basis. The Angelina Detention Facility has a capacity of 279 prisoners.

The Angelina County Sheriff's Office is comprised of 116 employees. This includes 49 full time certified peace officers who perform the various functions of a Sheriff's Deputy, 48 full time and 3 part time Detention Officers who work in the detention facility, 11 Emergency Dispatch Tele-communicators, 1 part time stockman and 4 civilian employees who provide valuable clerical and other support for the office.

According to the U.S. Census Bureau, Angelina County encompasses a total area of 797.78 square miles. The major transportation routes through Angelina County are U.S. Highways 59 and 69, with State Highway 94 and 103 also providing main thoroughfares across the county. Census data estimated that the population of Angelina County was 86,771 in 2010 and there has been noted growth in the last 5 years. The Angelina County Sheriff's Office is the primary law enforcement agency for the unincorporated areas of Angelina County.

This report provides statistical and informational data for 2018. Not all activity by deputies and civilian employees of the Sheriff's Office can be captured; however, we believe this report will provide an accurate reflection of the more important activity during this time period.

Mission

The mission of the Angelina County Sheriff's Office is to protect the lives and property of the residents of and visitors to Angelina County through professional policing, community partnerships and the efficient management of personnel and resources.

Values

Professionalism – We strive to foster a climate of excellence by recruiting, selecting and training exemplary employees. In addition, we encourage employee growth and career development by offering professional training opportunities.

Integrity – In order to forge and maintain positive relationships with the people of Angelina County, we require that our employees demonstrate desirable ethical standards in both their personal and professional lives.

Accountability – As a professional law enforcement agency we believe that we are responsible for our decisions and actions, while maintaining transparency. As a result, we expect our employees to exercise restraint in times of crisis, to follow the law and departmental policy, all the while carrying out their duties in an impartial manner.

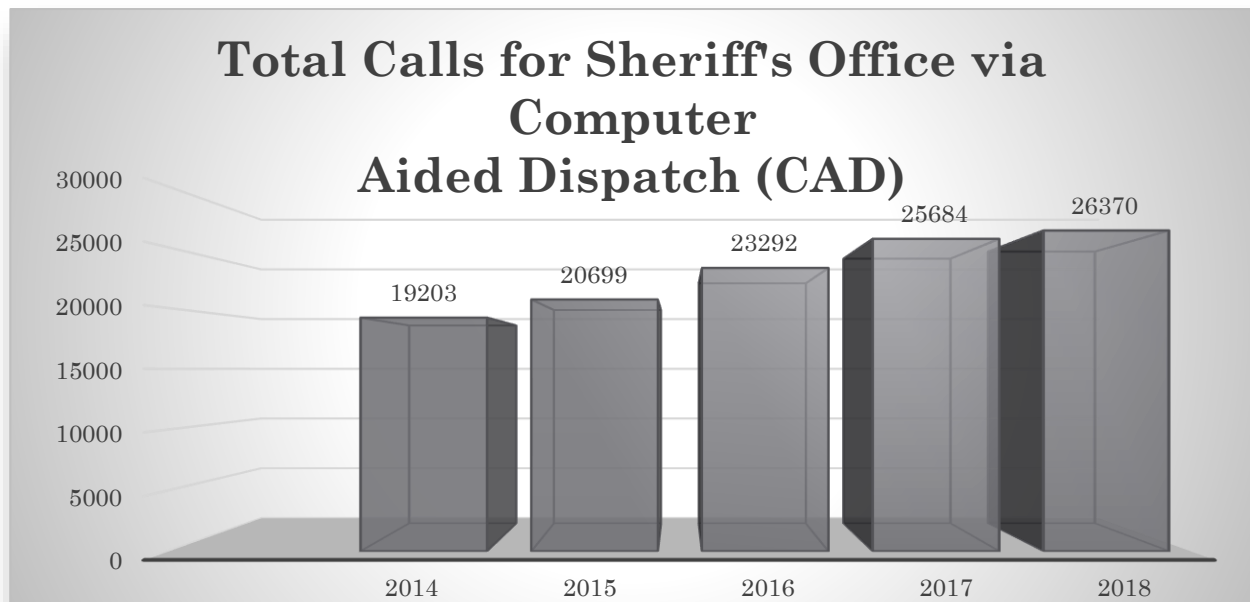
Justice – Our administration of justice is based on the rule of law and what is just with respect to all members of our community. During our interactions with the public; every person, to include the accused, will be treated with dignity.

Courage – We will act wisely and decisively to protect our community. We will make judgments based on what is in the best interest of those we serve and we will maintain our stated values, responding without hesitation no matter what the danger.

Sheriff's Office Statistics

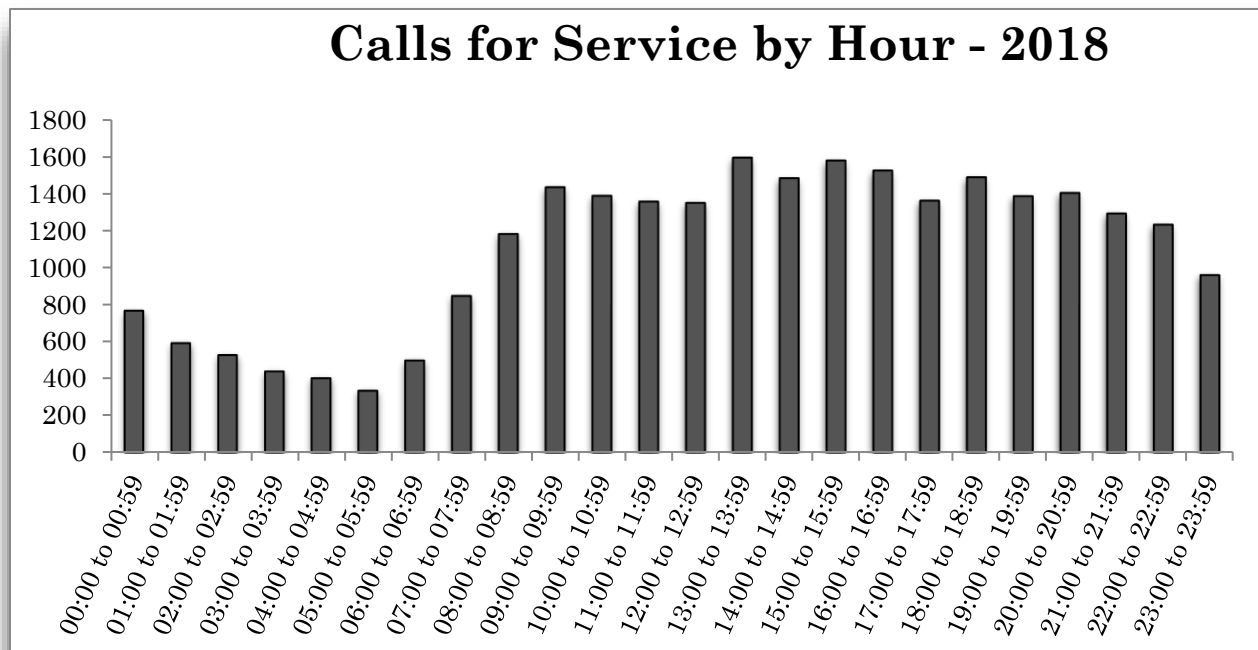
Calls for Service

The Angelina County Sheriff's Office Communications Center received 26,370 calls for service in 2018. Since 2014, there has been an overall increase of 27% in calls for service.

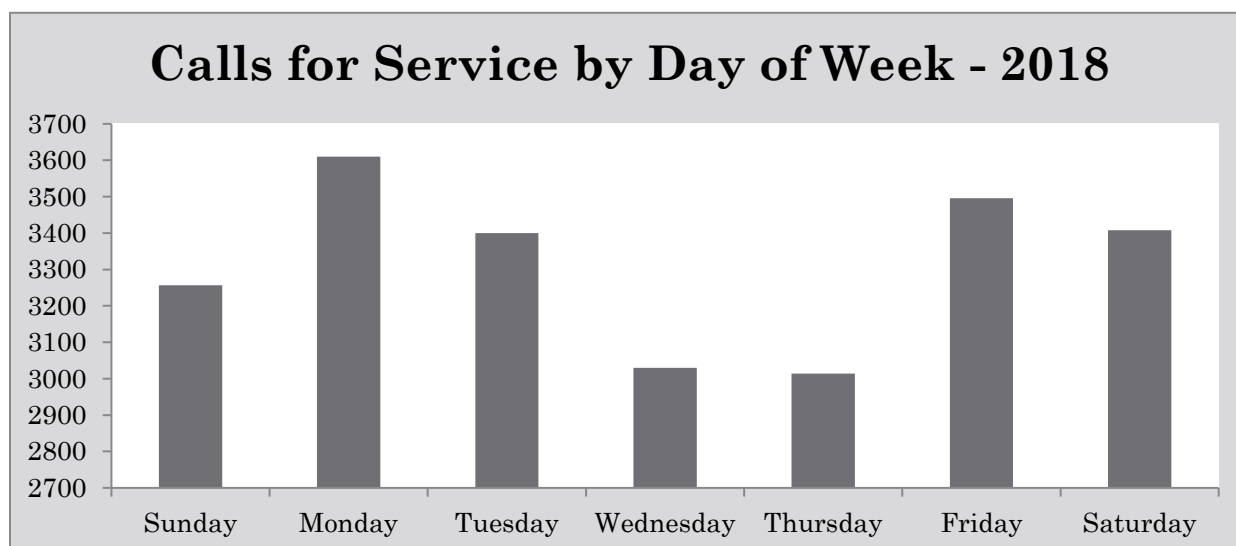


(Refer to the table on page-9 for the types of calls for services)

- ✓ 20,802 incoming 911 calls were received by ACSO Communications in Year 2018
- ✓ 6,098 incoming telephone calls per month on average were received at the ACSO. This number does not include 911 calls



In 2018, the average peak call time was between 1:00pm and 2:00pm. The day of the week for the average peak call for service was Monday.



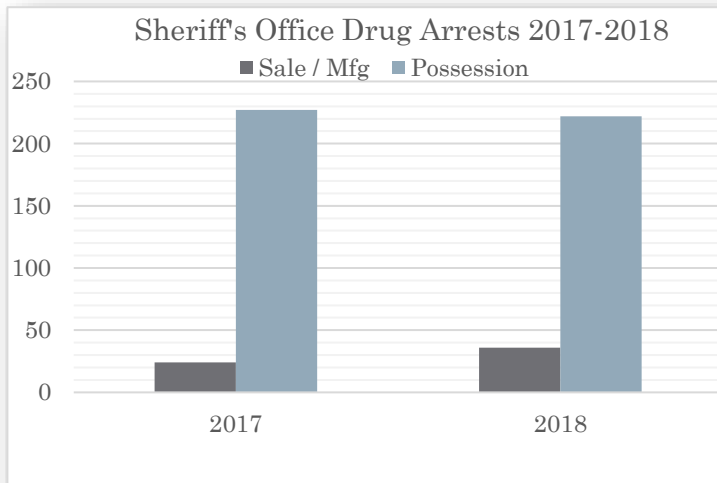
In 2018, the Average Response time to the 18,954 calls for service that the Angelina County Sheriff Deputies responded to was 9 minutes.

Angelina County Statistical Crime Analysis by Time - 2018

- A 911 call was received by ACSO Communications approximately every 25 minutes
- A Sheriff's Deputy was dispatched to a call for service approximately every 28 minutes
- A Sheriff's Deputy took a report of an offense or incident approximately every 1 hour and 40 minutes
- An assault occurred approximately every 26 hours
- A theft occurred approximately every 20 hours
- A burglary occurred approximately every 43 hours
- A violent crime occurred approximately every 5 days
- An aggravated assault occurred approximately every 5 days
- A vehicle was reported stolen approximately every 8 days
- A robbery was committed approximately every 4 months

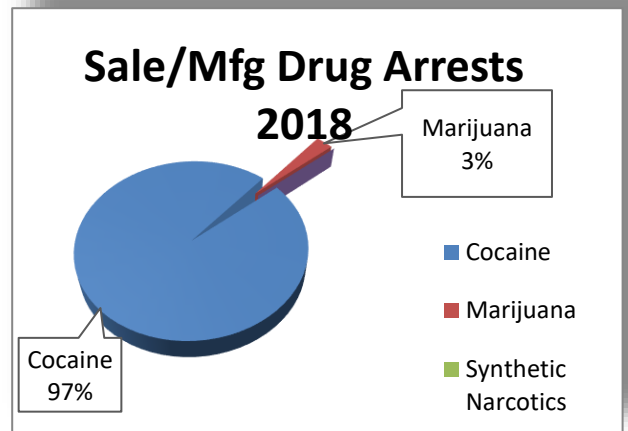
Note: The above information is an approximation based upon the relative frequency of crimes or incidents to fixed time intervals. This information should not be considered literal.

ACSO Drug Investigations / Arrests – 2018



The Angelina County Sheriff's Office made 222 arrests for drug possession, while 36 arrests were made for the sale or manufacturing of drugs. For UCR purposes, drug abuse includes all violations of narcotic drug laws. The ACSO also made 63 arrests for Public Intoxication.

97% of the Sale or Manufacturing of Drugs Arrests were made for Cocaine or Opium Derivative, while 3% of the Sale or Manufacturing of Drugs Arrests were made for Marijuana.

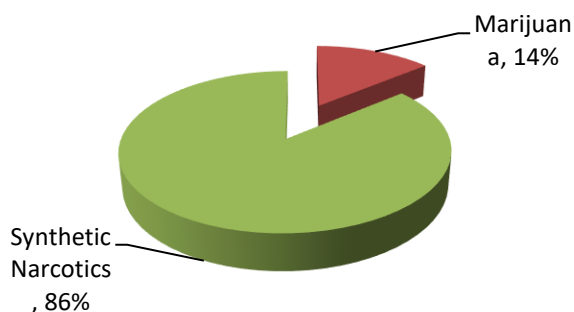


The nature of combating narcotics is sensitive and mostly confidential. Due to this characteristic, there are aspects of narcotics intervention that aren't generally released to the public. Furthermore, the narcotics division works continuously with other local, state and federal agencies, resulting in seizures and arrests made by both the Angelina County SO and the other agencies. The following seizure information is a result of the diligence of the narcotics division of the Sheriff's Office; this information is exclusive to the narcotics division:

Narcotics	Amount
THC	25 Grams
Marijuana	6.23 lbs.
Heroin	9.1 Grams
Xanax	19 Bars
Methamphetamine	169.3 Grams
Cocaine	148 Grams

The Sheriff's Office also seized 3 vehicles and over \$24,000.

Possession Drug Arrests - 2018



The majority of the Possession of Drug arrests were made for Synthetic Narcotics, while the rest were made for Marijuana.

*Note – Synthetic Narcotics includes drugs such as Methamphetamine, Demerol, Methadone, etc...

Angelina County Sheriff's Office

Motor Vehicle Racial Profiling Report

Year - 2018

Total Stops: 3,417

Gender:

Female: 1,157

Male: 2,260

Race or Ethnicity

Black: 482

Asian/Pacific Islander: 21

White: 2,543

Hispanic/Latino: 369

Alaska Native/American Indian: 2

Was Race or Ethnicity known prior to stop?

Yes: 40

No: 3,377

Reason for Stop?

Violation of Law: 106

Pre-Existing Knowledge: 73

Moving Traffic Violation: 1,917

Vehicle Traffic Violation: 1,321

Street Address or approximate location of stop

City Street: 898

US Highway: 1,385

State Highway: 737

County Road: 397

Private Property or other: 0

Was a Search Conducted?

Yes: 515

No: 2,902

Reason for Search:

Consent: 261

Contraband: 3

Probable Cause: 71

Inventory: 21

Incident to Arrest: 159

Was Contraband Discovered?

Yes: 246

No: 269

Description of Contraband:

Drugs: 212

Currency: 1

Weapons: 8

Alcohol: 15

Stolen Property: 1

Other: 9

Result of the Stop:

Verbal Warning: 10

Written Warning: 2,258

Citation: 884

Written Warning and Arrest: 8

Citation and Arrest: 50

Arrest: 207

Arrest Based on:

Violation of Penal Code: 73

Violation of Traffic Law: 75

Violation of City Ordinance: 0

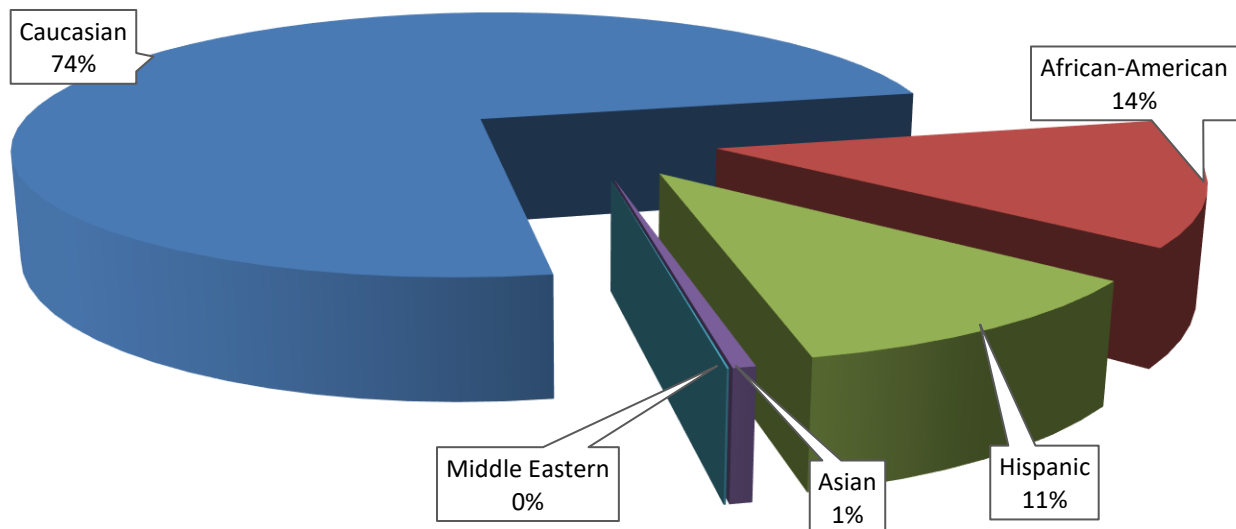
Outstanding Warrant: 117

Was Physical Force Resulting in bodily injury used during stop?

Yes: 0

No: 3,417

2018 Traffic Stops by Race/Ethnicity



Environmental / Road Crew Report

- Illegal Dumping – 104 calls were received
- 2 inmate work crews were operated for environmental purposes
- Inmate work crews worked approximately 8,803 hours
- Inmate crews picked up 2,740 bags of trash
- Inmate crews cleaned up 80 dumpsites consisting of larger items such as TV's, mattresses, furniture, 335 tires, and metal.
- An Estimated weight of 44,635 lbs. of litter and dump sites was gathered by inmate work crews
- 22 locations within the county were routinely mowed by inmates from mid-February through mid-November; a total of 245 yards were mowed
- Litter was removed from 146 roads within the county for a total of 250 miles of roadway
- 6 Arrest/Citations were filed
- Miles Driven – 13,840

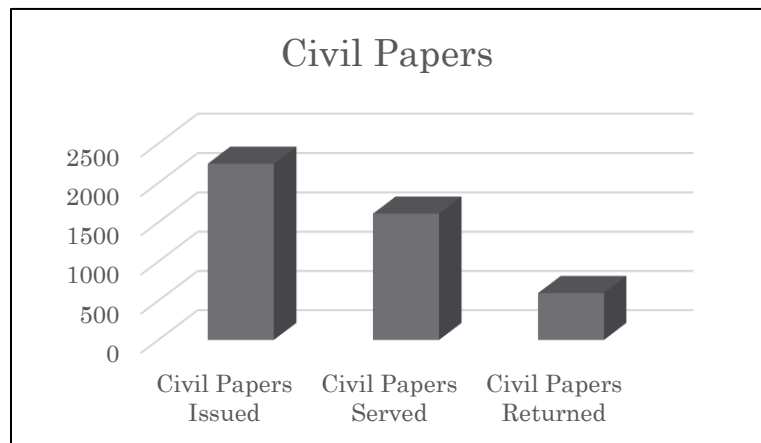
The Angelina County Jail Road Crew of inmates worked on many special projects throughout the year. Projects included but are not limited to:

- Lufkin Police Department Gun Range
- ACSO Gun Range
- Paint Diboll School Room
- Assisted Old Museum of East Texas
- Paint Senior Citizen Center
- Rebuilt Donation boxes for Salvation Army
- Assisted Jail Garden
- Paint & Install cabinets at the Court House
- Assisted Junior League of Lufkin

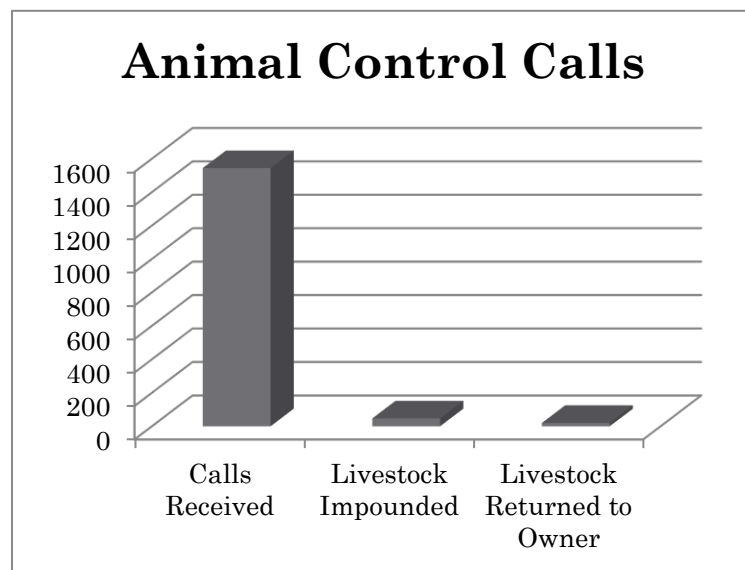
Civil Process

In 2018, there were:

- 2,245 civil papers issued
- 1,610 civil papers served
- 599 civil papers returned



Animal Control



In 2018, there were:

- 1,544 Animal/Livestock calls received
- 47 Livestock were impounded
- 20 Livestock returned to owner

Angelina County Sheriff's Office

Types of Calls for Service

Types of Calls Received for ACSO			% Change
	2017	2018	
Accident Assists	612	543	-11%
Alarms	1,395	1,226	-12%
Animal/Livestock	1,387	1,543	11%
Assaults	310	347	12%
Assault - Sexual	37	39	5%
Assault – Sexual (Child)	54	57	6%
Attempt to Locate	63	69	10%
Burglary	279	236	-15%
Burglary (Vehicle)	119	51	-57%
Child Custody	202	228	13%
Civil Standby	278	83	-70%
Criminal Mischief	281	253	-10%
Criminal Trespass	271	319	18%
Deceased Person	46	42	-9%
Discharge Firearm	178	160	-10%
Disturbances	601	682	13%
Fight in Progress	14	15	7%
Fire	145	125	-14%
Fraud	193	216	12%
Harassment	223	197	-12%
Harassment (By Telephone)	169	158	-7%
Illegal Burn	12	18	50%
Illegal Dumping/Littering	276	252	-9%

Types of Calls Received for ACSO			% change
	2017	2018	
Identity Theft	34	36	6%
Intoxicated Person	66	59	-11%
Juvenile Problems	141	149	6%
Loud Noise/Music	363	286	-21%
Medical Call	2,035	2,240	10%
Missing Person	68	81	19%
Overdose	40	32	-20%
Patrol Request	351	362	3%
Person with Gun	12	14	17%
Prowler	68	68	0%
Reckless Driving	644	690	7%
Runaway	35	48	37%
Suicidal Subject	124	119	-4%
Suspicious Activity	294	313	6%
Suspicious Person	482	490	2%
Suspicious Vehicle	450	449	0%
Terroristic Threats	200	191	-5%
Thefts	620	549	-11%
Traffic Hazard	250	328	31%
Traffic Stop	4,030	4,713	17%
UUMV	165	158	-4%
Welfare concern	802	955	19%
Various other calls	7,380	7,241	-2%

Disclaimer - These numbers reflect the type of initial call to the Sheriff's Office. The actual crime that may have been committed may be different from the reason for the call.

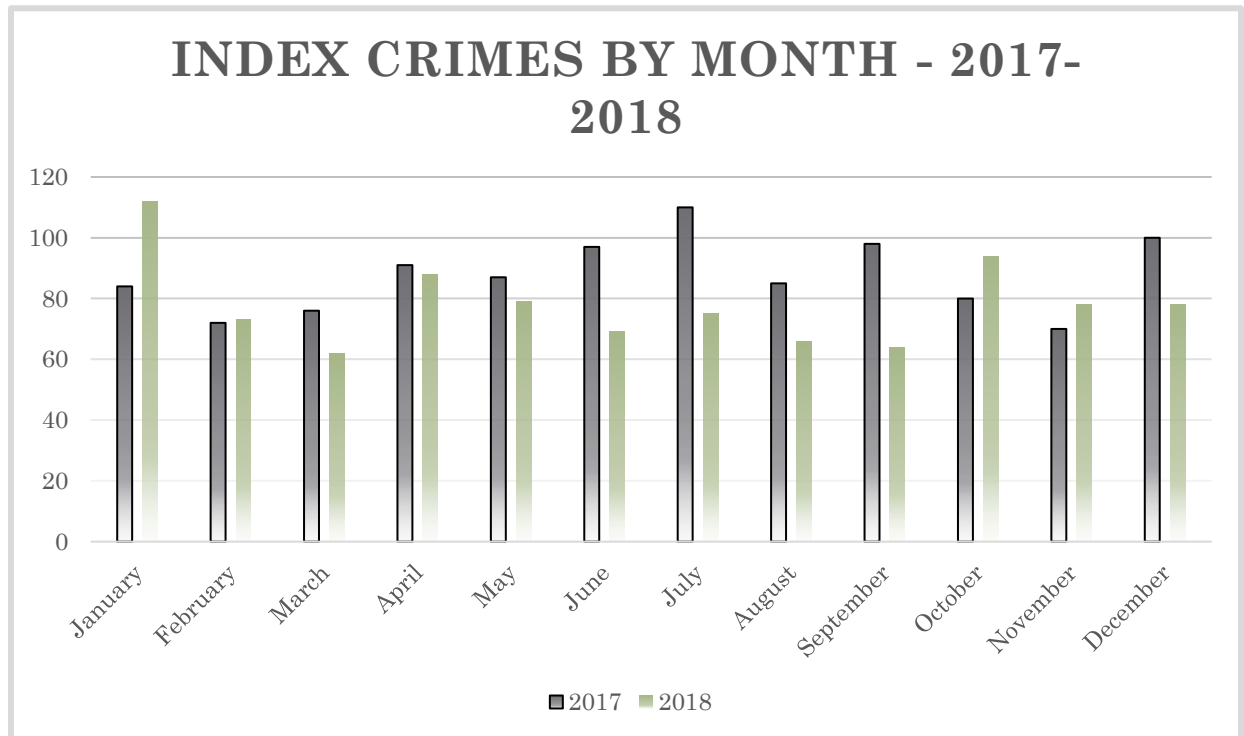
2018 Angelina County Index Crime by Volume (Reported)			
	2017	2018	% Change
Murder	2	0	-100%
Robbery	5	3	-40%
Aggravated Assault	65	69	+5%
Violent Crime Total	72	72	0%
Burglary	171	152	-11%
Larceny – Theft	377	274	-27%
Motor Vehicle Theft	71	45	-37%
Property Crime Total	619	471	-24%
Grand Total	690	543	-21%

Crime Trends (source:
<http://www.txdps.state.tx.us>)

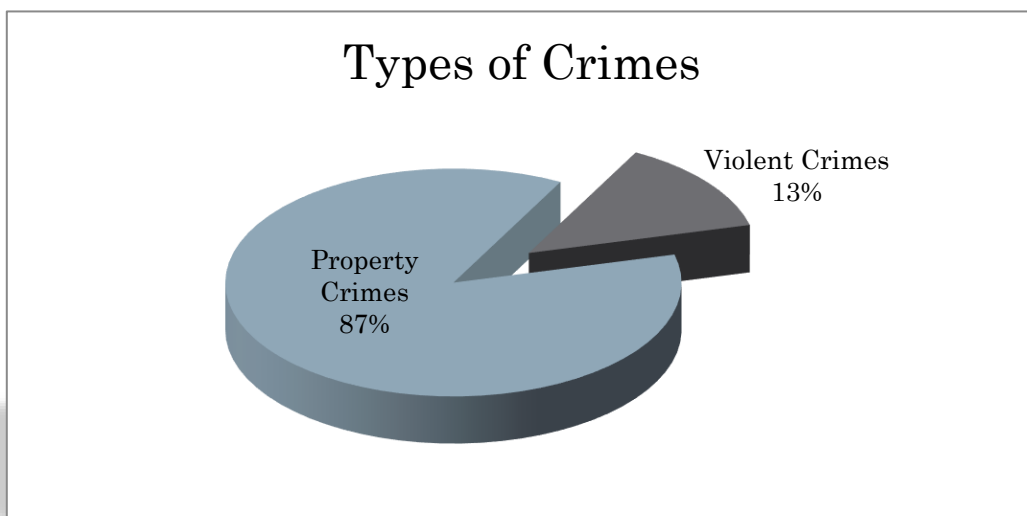
Crime Volume – Texas crime trends are analyzed using 2 methods: crime volume and crime rate. Crime Volume is merely the aggregate sum of the Crime Index. By comparing the crime volume from year to year, trends in the number of crimes committed can be studied. During calendar year 2018, there was a reported total of 543 index offenses in Angelina County. The volume decreased by over 21 percent when compared to 2017.

Annual Crime Trends

Monthly crime variations show that, in general, crime occurrences peaked in the month of September. In 2018, index crimes were up from the previous year in 8 of the 12 months.



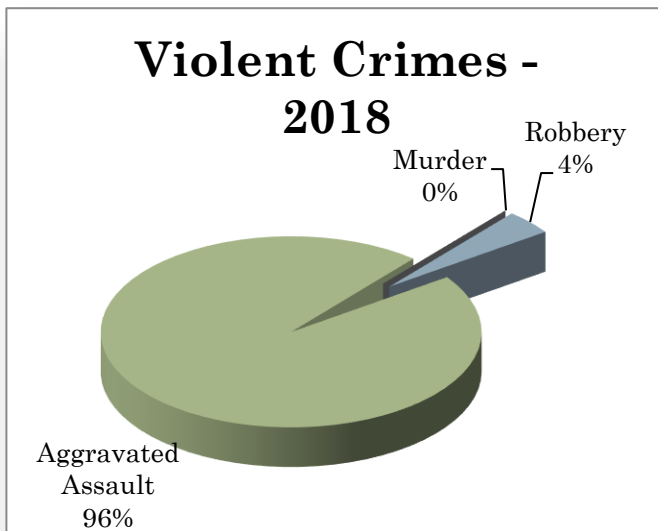
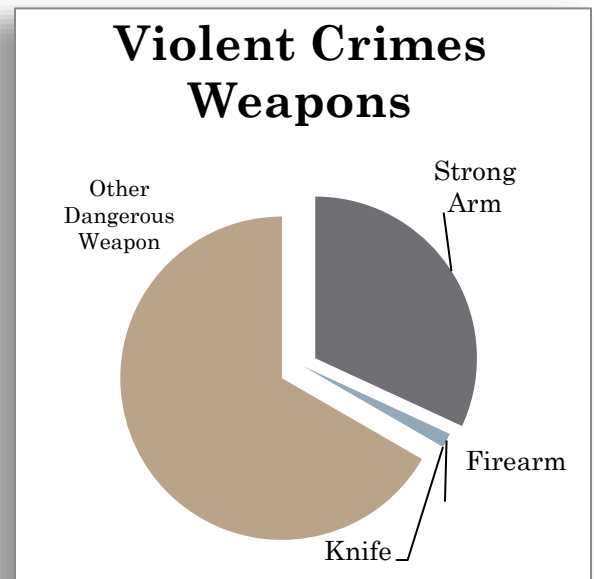
Types of Crime (Source: <http://www.txdps.state.tx.us>) – Crime analysis generally looks at the two categories of crime discussed above: violent crimes (or crimes against persons) and property crimes. In 2018, 13% of Angelina County's crime index was Violent Crimes, while 87% were property crimes.



Violent Crimes

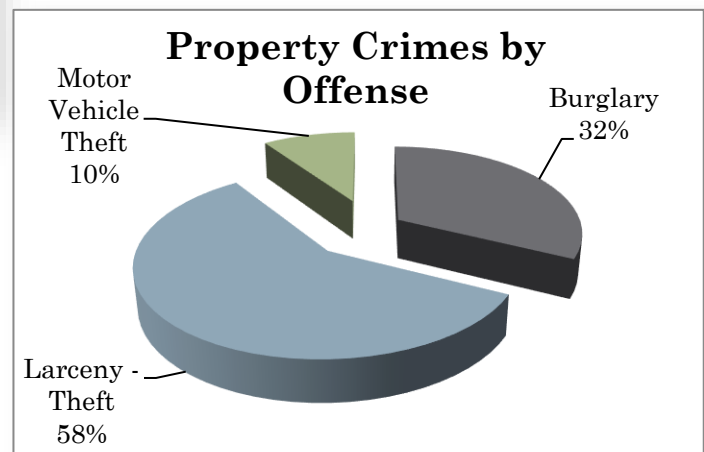
Violent crimes involve the element of personal confrontation between the perpetrator and the victim. Because of their nature, violent crimes are considered to be more serious than property crimes. A reported 72 violent crimes occurred during 2018, no change from 2017.

*The category Aggravated Assault—Other Dangerous Weapon (4c) includes assaults resulting from the use or threatened use of any object as a weapon in which serious injury does or could result. The weapons in this category include, but are not limited to, Mace, pepper spray, clubs, bricks, jack handles, tire irons, bottle or other blunt instruments used to club or beat victims. Attacks by explosives, acid, lye, poison, scalding, burnings, etc., are also included in this category. (*Texas Dept. of Public Safety – Uniform Crime Reporting Handbook, Revised 2004*)

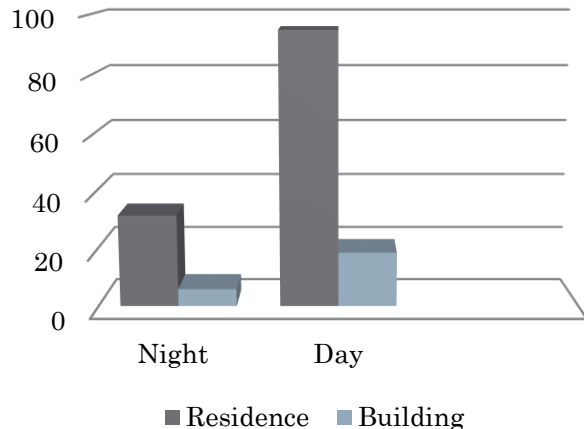


Property Crimes

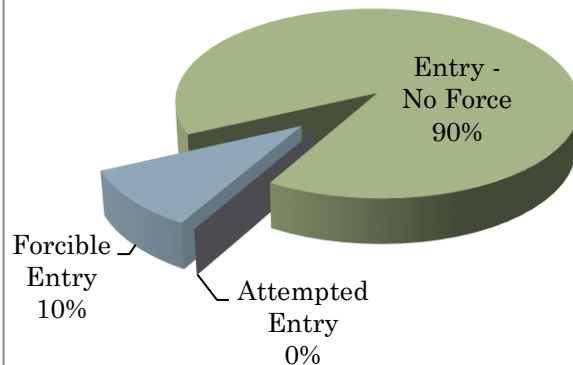
The number of property crimes reported in 2018 was 471. Property crimes decreased approximately 14 percent from 2017. Burglary accounted for 32 percent of all property offenses and motor vehicle theft accounted for only 10 percent. Larceny-Theft accounted for over half of all property crimes in Angelina County at 58 percent.



Burglary by Time of Day



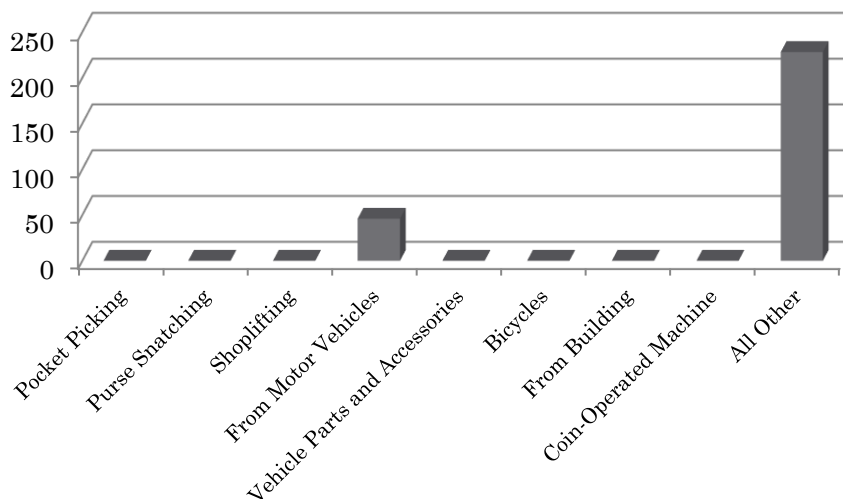
Burglary by Method



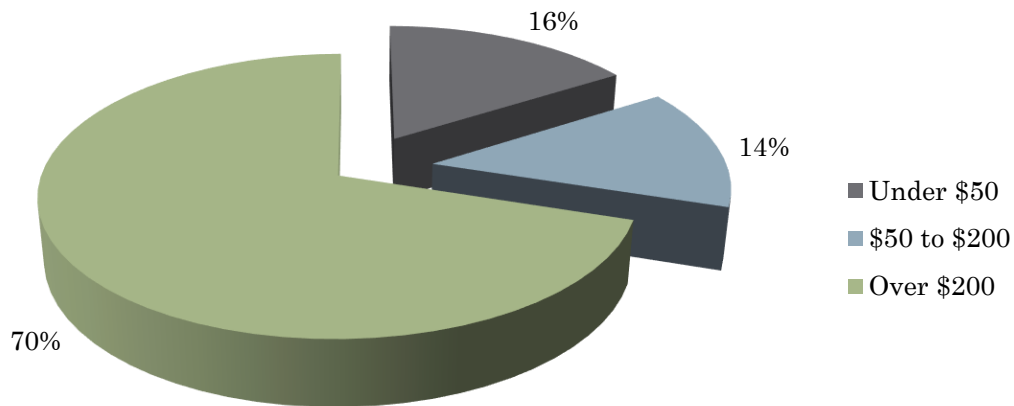
Burglary, for Uniform Crime Reporting purposes, is the unlawful entry of a structure with the intent to commit a felony or a theft. While the use of force to gain entry is not required to classify an offense as burglary, attempted forcible entries to commit burglary are counted in this crime's statistics. Of all reported burglaries in 2018, the majority occurred at residences. Entries made with no force accounted for an overwhelming 90 percent, while forced entries accounted for 10 percent. Of the 152 burglaries for which the time occurrence was known, 38 were made at night, while 114 were made during the day.

Larceny-Theft includes crimes such as shoplifting, pocket-picking, purse-snatching, thefts from motor vehicles, thefts of motor vehicle parts and accessories, bicycle thefts, and other things of value in which no use of force, violence or fraud occurs. Many offenses in this category, particularly where the value of goods stolen is small, are never reported to police agencies. Thefts in the "Under \$50" category accounted for 16 percent of all reported thefts, thefts between \$50 and \$200 also accounted for 14 percent, and the Over \$200 thefts accounted for 70 percent.

Theft Offenses by Type



Theft Offenses by Amount



Angelina County Sheriff's Office Actual Arrests – 2018

Classification of Offense	Total Arrests
Murder and Non-Negligent Manslaughter	0
Robbery	14
Aggravated Assault	45
Burglary - Breaking or Entering	49
Larceny - Theft (Except Motor Vehicle)	90
Motor Vehicle Theft	19
Other Assaults	184
Arson	0
Forgery and Counterfeiting	12
Fraud	16
Vandalism	19
Weapons; Carrying, Possessing, etc.	27
Manufacturing / Delivery – Cocaine	27
Possession – Marijuana	29
Possession – Synthetic Narcotics	189
Offenses Against Family and Children	23
Driving Under the Influence	67
Liquor Laws	10
Drunkenness	72
All Other Offenses (Except Traffic)	731
Total	1,623

Clearances

For Uniform Crime Reporting Purposes, an offense is cleared only when a law enforcement agency has identified the offender, enough evidence exists to press charges, and the subject is actually taken into custody. The arrest of one person can clear several crimes or several persons may be arrested in the process of clearing one offense. Law enforcement agencies may also clear a crime by exceptional means when some element beyond law enforcement control precludes the placing of formal charges against the offender.

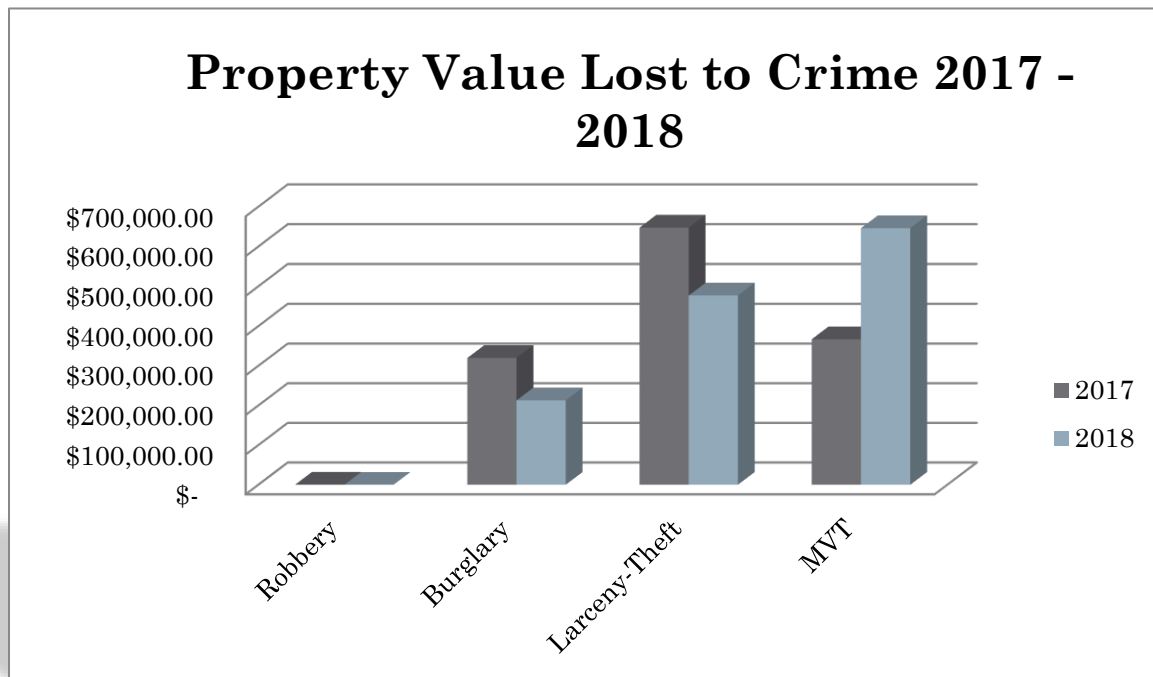
The relatively high clearance rate for violent crimes compared to the non-violent property crimes is, in part, attributed to the elements of confrontation between the victim and the perpetrator, which contributes to identification of the offender.



Non-violent property crimes are primarily a crime of opportunity. The factors of opportunity and stealth work in favor of perpetrators and against police detection, thereby reducing available solutions for these offenses. Despite this, the Angelina County Sheriff's Office was successful in clearing or solving by arrest 21% of all burglaries reported, over a quarter of all reported thefts, and nearly half of all motor vehicle thefts.

Stolen Property Value

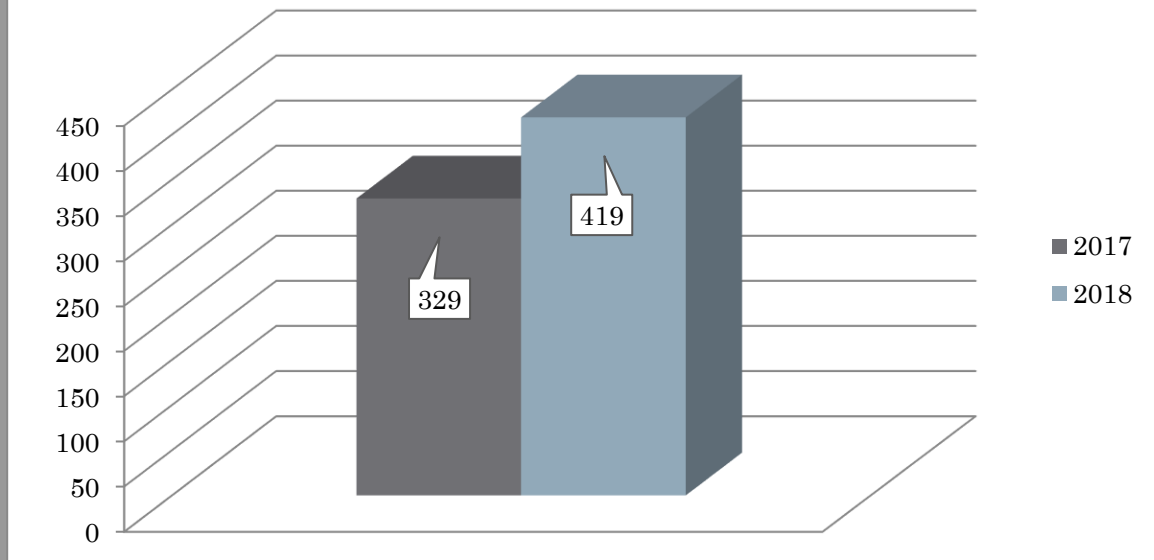
The total value of reported property stolen during 2018 was \$1,252,275.00. The Angelina County Sheriff's Office recovered \$595,935.00 in stolen property which is approximately 48% of the property values reported stolen.



In 2018, Motor Vehicle Theft values of property reported stolen were higher than that of 2017. However, Burglaries and Larcenies values decreased in 2018.

Property by Type and Value		
Type of Property	Stolen	Recovered
Currency, Notes, Etc...	\$81,803	\$21,900
Jewelry and Precious Metals	\$72,156	\$19,525
Clothing & Furs	\$6,454	\$0
Locally Stolen Motor Vehicles	\$646,110	\$476,009
Office Equipment	\$2,280	\$0
TV's, Radios, Stereos, Etc...	\$40,567	\$6,000
Firearms	\$38,702	\$11,852
Household Goods	\$30,946	\$11,875
Consumable Goods	\$13,946	\$1,300
Livestock	\$350	\$350
Miscellaneous	\$318,961	\$47,124
Totals	\$1,252,275	\$595,935

Assaults 2017-2018

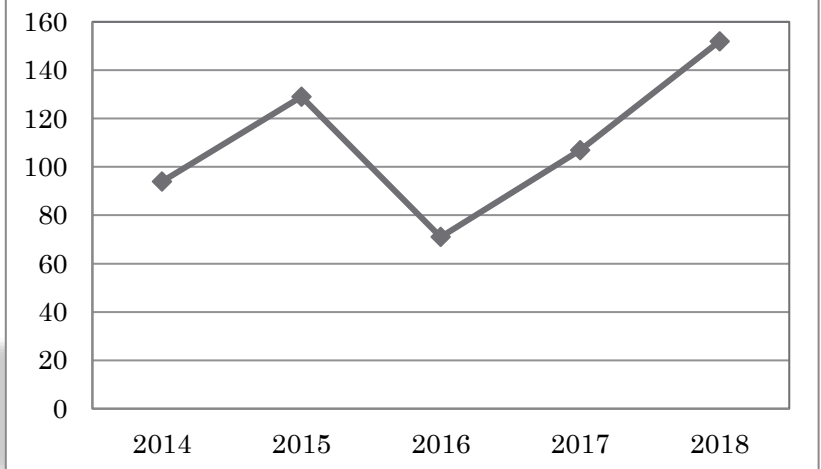


Part II Crimes

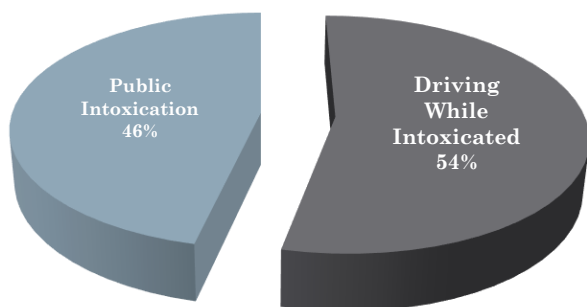
Part II offenses encompass all other criminal offenses such as simple assault, fraud, forgery, vandalism, drug offenses and alcohol offenses. These types of crimes represent the vast majority of work of the Office.

There were 419 assaults and 152 incidents of family violence in 2018. Both Assaults and family Violence Incidents were up from 2017.

Family Violence



Intoxication Crimes

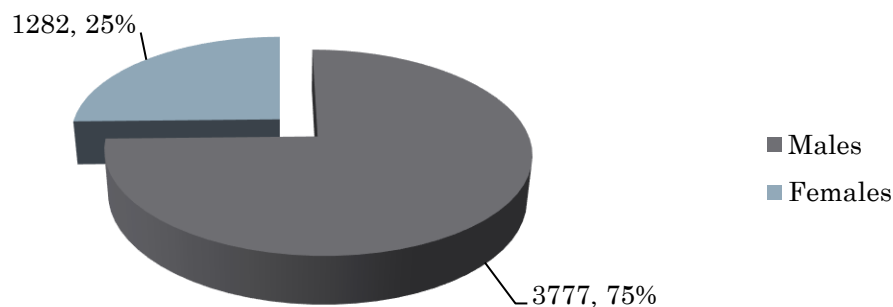


As with all Part II non-index crimes, information on the number of reported crimes is not collected by the UCR program for intoxication and drug abuse offenses. However, the number of persons arrested for these crimes is collected.

There were 73 driving while intoxicated arrests and 63 public intoxication arrests for 2018.

Angelina County Jail Division Statistics

Number & Percentage of Inmates Booked into Angelina County Jail - 2018



Number & Percentage of Inmates Released from Angelina County Jail - 2018

