



Jill Brewer  
Angelina County Treasurer  
Monthly Report for January 2026

**The State of Texas  
County of Angelina  
Affidavit**


The Treasurer's Monthly report includes, but is not limited to, money received and disbursed, county long-term debt, and any other notable proceedings in the Treasurer's office that would pertain to the financial position of Angelina County. LGC §114.026(d).

All investments are in compliance with both the Public Funds Investment Act and the Angelina County Investment Policy. As Angelina County Treasurer, I believe that the "return of principal" takes precedent over any "return on investment" (i.e. investment income) §LGC 2256.023


Therefore, I, Jill Brewer, County Treasurer in and for Angelina County do hereby present this report as true and correct statement, to the best of my knowledge.


Filed with accompanying report titled "Treasurer's Monthly Report", Angelina County, on this 24th day of February 2026.


  
\_\_\_\_\_  
Jill Brewer, County Treasurer


  
\_\_\_\_\_  
Amy Fincher, County Clerk  
(recorded in minutes of meeting)


Commissioners Court, having reviewed the monthly Treasurer's Report, as presented, does hereby approve this report and acknowledges the filing of this report in the official minutes of this scheduled meeting of Angelina County Commissioners Court, on this 24th day of February 2026.


  
\_\_\_\_\_  
Tim Sprinkle, Commissioner, PCT 1

  
\_\_\_\_\_  
Keith Wright, County Judge

  
\_\_\_\_\_  
Kermit Kennedy, Commissioner, PCT 2

  
\_\_\_\_\_  
Tom Berry, Commissioner, PCT 3



  
\_\_\_\_\_  
Kenneth Jeffrey, Commissioner, PCT 4



## ACTIVITIES FOR THE OFFICE OF THE ANGELINA COUNTY TREASURER FOR THE MONTH PRESENTED

January 2026

### INVESTMENT SUMMARY

INVESTMENT POOLS	BEGINNING BALANCE	INTEREST EARNED	(WITHDRAWLS)	DEPOSITS	ENDING BALANCE	INTEREST RATE	% OF INVESTMENTS
TEXSTAR WASTE MANAGEMENT 080	\$ 1,448,316.62	4,560.41			\$ 1,452,877.03	3.7074%	
TEXSTAR EMPLOYEE BENEFIT FUND 012	2,437,289.71	7,674.44			2,444,964.15	3.7074%	
TEXSTAR GEN FUND	48,333.97	152.18			48,486.15	3.7074%	
TEXAS CLASS CSCD	360,454.25	1,099.41			361,553.66	3.5861%	
TEXAS CLASS TAX NOTES 2024 (JAIL EXPANSION)	1,762,810.92	5,376.63			1,768,187.55	3.5861%	
TEXAS CLASS- GENERAL-ARPA FUNDS begin 08.01.23	1,441,462.13	4,396.52			1,445,858.65	3.5861%	
TEXAS CLASS SETTLEMENT 1999	753,088.30	2,296.97			755,385.27	3.5861%	
TEXPOOL	21,060,773.27	72,367.13	(3,050,000.00)	13,118,692.07	31,201,832.47	3.7098%	
	<b>\$ 29,312,529.17</b>				<b>\$ 39,479,144.93</b>		62.88%
<b>INSURED CASH SWEEP</b>							
FNBWF- ICS	<b>\$ 11,886,008.18</b>	42,755.29			<b>\$ 11,928,763.47</b>	4.2280%	19.00%
<b>MONEY MARKET</b>							
COMMERCIAL BANK MONEY MARKET	<b>\$ 2,844,638.28</b>	7,737.46		400,000.00	<b>\$ 3,252,375.74</b>	3.0400%	
<b>INTEREST BEARING CHECKING</b>							
DEPOSITORY BANK	<b>\$ 287,509.87</b>	132.85	(5,782,752.25)	5,954,401.33	<b>\$ 459,291.80</b>	0.2500%	5.18%
<b>CERTIFICATES OF DEPOSIT PORTFOLIO</b>							
FINANCIAL NORTHEASTERN	\$ 7,461,030.06	15,531.54	(14,305.49)		\$ 7,462,256.11	attached schedule	
UBANK	200,000.00				200,000.00	4.2500%	
<b>TOTAL OF LIQUID INVESTMENTS</b>	<b>\$ 51,991,715.56</b>	<b>\$ 164,080.83</b>	<b>\$ (8,847,057.74)</b>	<b>\$ 19,473,093.40</b>	<b>\$ 62,781,832.05</b>		12.20%
<b>MISCELLANEOUS ITEMS</b>							
Waste Mgmt TRUST as of 12.31.2025	\$ 10,293,400.31	\$ 10,300,530.72			SALES TAX PAYMENT FROM STATE 2024 \$ 780,532.45		
PAYROLL	\$ 1,971,338.06				SALES TAX PAYMENT FROM STATE 2025 \$ 662,471.42		
Y-T-D INTEREST EARNED	\$ 164,080.83				SALES TAX PAYMENT FROM STATE 2026 \$ 694,401.55		

\* fair market value \*investment cost basis

#### AVERAGE WEIGHTED INDICATORS

WAM OVERALL IN DAYS	60
WAY OVERALL PERCENTAGE	3.76%
8 WEEK US TREASURY RATE 01.31.2026	3.71%


#### LONG TERM DEBT FOR THE YEAR 2025

ACCOUNT NAME	BALANCE 01.01.26	PRINCIPAL PAID	INTEREST PAID	CHANGE IN ASSETS	BALANCE MONTH END
ANTICIPATION NOTES 2020 URS	\$ 1,795,530.06				\$ 1,795,530.06
ANTICIPATION NOTES 2024 JAIL EXPANSION	\$ 5,445,400.00	\$ (195,000.00)	\$ (135,625.00)		\$ 5,114,775.00
TX DOCUMENTS	\$ 152,301.04				\$ 152,301.04
<b>TOTAL LONG TERM INDEBITNESS</b>	<b>\$ 7,393,231.10</b>	<b>\$ (195,000.00)</b>	<b>\$ (135,625.00)</b>	<b>\$ -</b>	<b>\$ 7,062,606.10</b>

**ANGELINA COUNTY  
CERTIFICATE OF DEPOSIT SCHEDULE  
FOR THE MONTH ENDED JANUARY 2026**

BANK	COUNTY ACCOUNT NAME	COUPON FREQUENCY	MATURITY	DURATION	AMOUNT	ANNUAL INTEREST RATE
<b>FINANCIAL NORTHEASTERN COMPANIES</b>						
<u>ANGELINA CO GENERAL FUND</u>						
<b>SHORT TERM (LESS THAN 12 MONTHS)</b>						
	SOUND CR UN SHCTF	MONTHLY	2/2/2026	12 MO	200,000	4.30%
	TRUSTAR BANK	MONTHLY	5/22/2026	30 MO	200,000	5.00%
	WINGS FINANCIAL CU	SEMI-ANNUAL	5/26/2026	18 MO	200,000	4.30%
	RIZE FEDERAL CU	AT MATURITY	8/20/2026	24 MO	200,000	4.15%
	OREGON COMMUNITY	AT MATURITY	8/21/2026	24 MO	200,000	4.10%
	SIGNATURE BANK OF ARKANSAS	MONTHLY	8/28/2026	15 MO	200,000	4.10%
	QUEENSBOROUGH NATIONAL	MONTHLY	9/11/2026	15 MO	200,000	4.10%
	CENTRIS FCU	MONTHLY	10/5/2026	12MO	200,000	3.90%
					<b>\$ 1,600,000</b>	
<b>LONG TERM (MORE THAN 12 MONTHS)</b>						
	CAPE & COAST BANK	MONTHLY	2/11/2027	12 MO	200,000	3.75%
	FIRST BANK OF THE LAKE	MONTHLY	2/12/2027	18 MO	200,000	3.95%
	BIBANK	AT MATURITY	2/16/2027	30 MO	200,000	3.75%
	AUSTIN TELCO FED CU	AT MATURITY	2/19/2027	30 MO	200,000	4.20%
	WORKERS FEDERAL	AT MATURITY	2/23/2027	30 MO	200,000	4.05%
	REGIONAL FCU	MONTHLY	2/25/2027	18 MO	200,000	4.10%
	ORIENTAL BANK	SEMI-ANNUAL	4/7/2027	24 MO	100,000	4.00%
	COMENITY BANK	MONTHLY	4/15/2027	24 MO	100,000	4.10%
	CONNEXIUS CU	AT MATURITY	8/19/2027	24 MO	200,000	4.00%
	USF FED CU	AT MATURITY	11/29/2027	24 MO	200,000	3.70%
	CFBANK, N/A	MONTHLY	12/16/2027	24 MO	200,000	3.65%
	POPULAR BANK	QUARTERLY	12/17/2027	24 MO	200,000	3.65%
	AMERICAN BANK OF FREEDOM	SEMI-ANNUAL	12/17/2027	24 MO	200,000	3.60%
	THE FIRST NAT BK OF MCGREGOR	MONTHLY	12/23/2027	24 MO	200,000	3.65%
	GULF ATLANTIC BANK	MONTHLY	1/3/2028	25 MO	200,000	3.60%
	CITY NATIONAL BANK	AT MATURITY	1/31/2028	12 MO	200,000	3.75%
	SPRING BANK	MONTHLY	6/20/2028	30 MO	200,000	3.55%
	LUANA SAVINGS BANK	SEMI-ANNUAL	6/30/2028	30 MO	200,000	3.50%
	ALLY BANK	SEMI-ANNUAL	12/4/2028	36 MO	200,000	3.75%
	THE PITNEY BOWES BANK	SEMI-ANNUAL	12/19/2028	36 MO	200,000	3.60%
	1ST FINANCIAL BANK USA	MONTHLY	12/22/2028	36 MO	200,000	3.60%
	FIRST FED SAND L ASS OF LORAIN	MONTHLY	12/29/2028	36 MO	200,000	3.60%
					<b>\$ 4,200,000</b>	
<u>ANGELINA CO (TOBACCO STLMT)</u>						
	BANK OF AMERICA	AT MATURITY	6/27/2026	12 MO	100,000	4.30%
	ATLANTIC UN BANK	AT MATURITY	8/14/2026	24 MO	200,000	4.10%
	ALLIANT CU	AT MATURITY	10/30/2026	12 MO	200,000	4.00%
	NOBEL FCU	MONTHLY	12/4/2026	12 MO	100,000	3.80%
	HOPE FCU	AT MATURITY	12/17/2026	12 MO	200,000	3.80%
	TRUSTONE FINANCIAL CU	MONTHLY	2/12/2027	18 MO	200,000	4.10%
	OKLAHOMA ED CU	AT MATURITY	5/21/2027	18 MO	200,000	3.70%
	VIBRANT CU	AT MATURITY	10/27/2027	24 MO	200,000	3.65%
	BMW BK NORTH AMERICA	AT MATURITY	11/22/2027	24 MO	200,000	3.70%
					<b>\$ 1,600,000</b>	
<b>UBANK</b>						
<u>GENERAL FUND</u>						
	CHESTNUT	AT MATURITY	4/14/2026	12 MO	200,000	4.25%
					<b>\$ 200,000</b>	
<b>TOTAL INVESTMENTS IN CD'S</b>					<b>\$ 7,600,000</b>	
				<b>WAM</b>	491	<b>DAYS</b>
				<b>WAY</b>	3.90%	

I, Jill Brewer, Treasurer, in and for Angelina County Texas do hereby certify this monthly report to be a correct and accurate report of all Angelina County transactions in the bank and investment accounts under the control of the County Treasurer for the month of JANUARY 2026.

  
\_\_\_\_\_



**TREASURER'S REPORT SUMMARY**

DATE RANGE  
01/01/2026-01/31/2026

FUND	BEGINNING CASH&CASH EQUIVALENTS	NET CHANGE REVENUES	NET CHANGE EXPENDITURES	NET CHANGE ASSETS	NET CHANGE LIABILITIES	CALCULATED ENDING BALANCE
010 - GENERAL FUND	\$ 24,498,953.00	135,871.79	3,525,813.39	-	-	\$ 21,109,011.40
011 - M.H.M.R. SERVICES	22,571.43	-	4,955.00	-	-	17,616.43
012 - EMPLOYEES BENEFIT FUND	(584,608.31)	367,211.00	651,521.75	-	-	(868,919.06)
013 - JURY FUND	315,221.06	-	11,610.00	-	-	303,611.06
014 - ELECTION SERVICES CONTRACT FUND	55,961.78	-	-	-	-	55,961.78
016 - ELECTION CODE CHAPTER 19	(4,226.61)	-	-	-	-	(4,226.61)
017 - PROBATE/GUARDIANSHIP SELF INS FUND	350,000.00	-	-	-	-	350,000.00
018 - JUVENILE PROBATION FEES FUND	1,804.56	-	-	-	-	1,804.56
020 - LAW LIBRARY FUND	141,567.70	1,947.23	-	-	-	143,514.93
022 - CASSELS,BOYKINS PARK	15,496.91	3,069.95	16,312.12	-	-	2,254.74
025 - ADULT PROBATION	1,089,165.70	49,017.00	147,670.07	-	-	990,512.63
028 - JUVENILE SERVICES	1,410,680.27	67,927.00	178,727.76	-	-	1,299,879.51
029 - RECORD MANAGEMENT,COUNTY	1,779,360.32	-	205.38	-	-	1,779,154.94
035 - COUNTY UNIT ROAD SYSTEM	3,602,888.76	4,358,654.20	615,308.56	-	-	7,346,234.40
036 - SECURITY FEES FUND	458,573.14	1,130.46	807.38	-	-	458,896.22
037 - RECORD MANAGEMENT , DIST	392,810.42	2,150.06	-	-	-	394,960.48
042 - HOTEL- MOTEL TAX FUND	41,287.51	-	-	-	-	41,287.51
045- JP SECURITY FEES FUND	54,252.86	-	-	-	-	54,252.86
050 - PAYROLL FUND	2,376.13	-	-	-	-	2,376.13
058 - 2020 AMERICAN RESCUE PLAN (ARP)	1,596,588.36	-	437,500.00	-	-	1,159,088.36
059 - 2020 CARES ACT GRANTS	839,925.47	281,720.00	3,980.00	-	-	1,117,665.47
062 - SAFFP RE-ENTRY COURT GRAN	244,671.22	477.55	654.78	-	-	244,493.99
065 - GRANTS FUND	321,543.48	314,432.08	250,447.01	-	-	385,528.55
067 - DA STATE GRANTS FUND	100,295.34	-	-	-	-	100,295.34
069 - DRUG COURT GRANT	147,887.67	477.54	4,020.84	-	-	144,344.37
070 - CONSTABLE #1 FORFEITURE F	3,380.13	-	-	-	-	3,380.13
072 - SHERIFF/FEDERAL FORFEITURE FUND	823.83	-	-	-	-	823.83
073 - SHERIFF'S FORFEITURE FUND	208,663.56	-	587.16	-	-	208,076.40
074 - COUNTY ATTORNEY FORFEITUR	139,456.80	-	-	-	-	139,456.80
075 - DEBT SERVICE FUND	82,195.68	1,360,162.00	330,625.00	-	-	1,111,732.68
079 - DISTRICT ATTORNEY FORFEITURE FUND	177,220.53	-	6,044.30	-	-	171,176.23
080 - ANGELINA COUNTY LANDFILL	10,355,926.76	837.20	166,345.63	-	-	10,190,418.33
083 - ANGELINA COUNTY AIRPORT	1,324,492.18	832.50	88,395.08	-	-	1,236,929.60
084 - PRE-TRIAL INTERVENTION PROGRAM	55,515.55	1,645.00	197.65	-	-	56,962.90
086 - DA JUDICIARY APPORTIONMENT FUND	1,001.70	-	1,864.19	-	-	(862.49)
088 - EXPOSITION CENTER	147,299.03	-	95,012.70	-	-	52,286.33
097 - COUNTY ATTORNEY HOT,CHECK	63,284.79	30.00	1,143.71	-	-	62,171.08
098 - DISTRICT ATTORNEY'S FUND	-	-	-	-	-	-
099 - CONSTRUCTION	886,522.22	-	36,960.46	-	-	849,561.76
101 - TAX NOTE, SERIES 2024	875,631.24	-	70,966.00	-	-	804,665.24
999 - POOLED CASH	(452,393.60)	-	-	(307,056.67)	(51,720.37)	(93,616.56)
<b>Report Total:</b>	<b>\$ 50,764,068.57</b>	<b>\$ 6,947,592.56</b>	<b>\$ 6,647,675.92</b>	<b>\$ (307,056.67)</b>	<b>\$ (51,720.37)</b>	<b>\$ 51,422,762.25</b>



# My Pooled Cash Report

Angelina County

For the Period Ending 1/31/2026

ACCOUNT #	ACCOUNT NAME	BEGINNING BALANCE	CURRENT ACTIVITY	CURRENT BALANCE
<b>CLAIM ON CASH</b>				
010-000-1103	CASH IN BANK	-21483891.06	-4322988.23	-25806879.29
011-000-1103	CASH IN BANK	22571.43	-10225	12346.43
012-000-1103	CASH IN BANK	-3021898.02	-283956.75	-3305854.77
013-000-1103	CASH IN BANK	315221.06	-17598.49	297622.57
014-000-1103	CASH IN BANK	55961.78	0	55961.78
016-000-1103	CASH IN BANK	-4226.61	0	-4226.61
017-000-1103	CASH IN BANK	350000	0	350000
018-000-1103	CASH IN BANK	1804.56	0	1804.56
020-000-1103	CASH IN BANK	141567.7	1947.23	143514.93
022-000-1103	CASH IN BANK	15496.91	-15940.37	-443.46
025-000-1103	CASH IN BANK	728711.45	-113854.51	614856.94
028-000-1103	CASH IN BANK	1410680.27	-154076.88	1256603.39
029-000-1103	CASH IN BANK	1779360.32	-14538.15	1764822.17
035-000-1103	CASH IN BANK	3602888.76	3736525.26	7339414.02
036-000-1103	CASH IN BANK	458573.14	323.08	458896.22
037-000-1103	CASH IN BANK	392810.42	2150.06	394960.48
042-000-1103	CASH IN BANK	41287.51	12320.51	53608.02
045-000-1103	CASH IN BANK	54252.86	0	54252.86
050-000-1103	CASH IN BANK	2376.13	7895.7	10271.83
058-000-1103	CASH IN BANK	1596588.36	0	1596588.36
059-000-1103	CASH IN BANK	839925.47	270609.28	1110534.75
062-000-1103	CASH IN BANK	244671.22	-4856.23	239814.99
065-000-1103	CASH IN BANK	321543.48	58922.3	380465.78
067-000-1103	CASH IN BANK	100295.34	0	100295.34
069-000-1103	CASH IN BANK	147887.67	-9693.13	138194.54
070-000-1103	CASH IN BANK	3380.13	0	3380.13
072-000-1103	CASH IN BANK	823.83	0	823.83
073-000-1103	CASH IN BANK	208663.56	-330	208333.56
074-000-1103	CASH IN BANK	139456.8	-100	139356.8
075-000-1103	CASH IN BANK	82195.68	1029537	1111732.68
076-000-1103	CASH IN BANK	0	0	0
077-000-1103	CASH IN BANK	0	0	0
079-000-1103	CASH IN BANK	177220.53	5944.05	183164.58
080-000-1103	CASH IN BANK	8907610.14	45782.76	8953392.9
083-000-1103	CASH IN BANK	1324492.18	-26114.59	1298377.59
084-000-1103	CASH IN BANK	55515.55	1447.35	56962.9
086-000-1103	CASH IN BANK	1001.7	-1864.19	-862.49
088-000-1103	CASH IN BANK	147299.03	-78334.73	68964.3
092-000-1103	CASH IN BANK	0	0	0
097-000-1103	CASH IN BANK	63284.79	-1212.5	62072.29
098-000-1103	CASH IN BANK	0	0	0
099-000-1103	CASH IN BANK	886522.22	-44460.46	842061.76
101-000-1103	CASH IN BANK	-565830.89	-21540	-587370.89
<b>TOTAL CLAIM ON CASH</b>		<b>-453904.6</b>	<b>51720.37</b>	<b>-402184.23</b>