



Jill Brewer
Angelina County Treasurer
Monthly Report for March 2026

The State of Texas
County of Angelina
Affidavit

The Treasurer's Monthly report includes, but is not limited to, money received and disbursed, county long-term debt, and any other notable proceedings in the Treasurer's office that would pertain to the financial position of Angelina County. LGC §114.026(d).


All investments are in compliance with both the Public Funds Investment Act and the Angelina County Investment Policy. As Angelina County Treasurer, I believe that the "return of principal" takes precedent over any "return on investment" (i.e. investment income) §LGC 2256.023

Therefore, I, Jill Brewer, County Treasurer in and for Angelina County do hereby present this report as true and correct statement, to the best of my knowledge.

Filed with accompanying report titled "Treasurer's Monthly Report", Angelina County, on this 28th day of April 2026.




Jill Brewer, County Treasurer




Amy Fincher, County Clerk
(recorded in minutes of meeting)

Commissioners Court, having reviewed the monthly Treasurer's Report, as presented, does hereby approve this report and acknowledges the filing of this report in the official minutes of this scheduled meeting of Angelina County Commissioners Court, on this 28th day of April 2026.




Keith Wright, County Judge




Tim Sprinkle, Commissioner, PCT 1




Kermit Kennedy, Commissioner, PCT 2



Tom Berry, Commissioner, PCT 3



Kenneth Jeffrey, Commissioner, PCT 4





ACTIVITIES FOR THE OFFICE OF THE ANGELINA COUNTY TREASURER

FOR THE MONTH PRESENTED

March 2026

INVESTMENT SUMMARY

INVESTMENT POOLS	BEGINING BALANCE	INTEREST EARNED	(WITHDRAWLS)	DEPOSITS	ENDING BALANCE	INTEREST RATE	% OF INVESTMENTS
TEXSTAR WASTE MANAGEMENT 080	\$ 1,456,974.75	4,517.81			\$ 1,461,492.56	3.6613%	
TEXSTAR EMPLOYEE BENEFIT FUND 012	2,451,860.01	7,602.80			2,459,462.81	3.6613%	
TEXSTAR GEN FUND	48,622.90	150.76			48,773.66	3.6613%	
TEXAS CLASS CSCD	362,544.79	1,092.57			363,637.36	3.5433%	
TEXAS CLASS TAX NOTES 2024 (JAIL EXPANSION)	1,106,928.64	3,335.88			1,110,264.52	3.5433%	
TEXAS CLASS- GENERAL-ARPA FUNDS begin 08.01.23	1,169,356.49	3,524.03			1,172,880.52	3.5433%	
TEXAS CLASS SETTLEMENT 1999	757,456.01	2,282.71			759,738.72	3.5433%	
TEXPOOL	37,449,669.96	113,958.47	(3,600,000.00)	1,156,359.87	35,119,988.30	3.6724%	
	\$ 44,803,413.55				\$ 42,496,238.45		64.40%
INSURED CASH SWEEP							
FNBWF- ICS	\$ 11,967,513.38	39,493.07			\$ 12,007,006.45	3.8420%	18.20%
MONEY MARKET							
COMMERCIAL BANK MONEY MARKET	\$ 3,259,860.66	8,573.88			\$ 3,268,434.54	3.0400%	
INTEREST BEARING CHECKING							
DEPOSITORY BANK	\$ 731,696.15	213.84	(6,982,636.63)	6,791,575.68	\$ 540,849.04	0.2500%	4.95%
CERTIFICATES OF DEPOSIT PORTFOLIO							
FINANCIAL NORTHEASTERN	\$ 7,467,379.88	10,465.33			\$ 7,477,845.21	attached schedule	0.82%
UBANK	200,000.00				200,000.00	4.2500%	
	\$ 7,667,379.88				\$ 7,677,845.21		11.63%
TOTAL OF LIQUID INVESTMENTS	\$ 68,429,863.62	\$ 195,211.15	\$ (10,582,636.63)	\$ 7,947,935.55	\$ 65,990,373.69		
MISCELLANEOUS ITEMS							
Waste Mgmt TRUST as of 12.31.2025	\$ 10,293,400.31	\$ 10,300,530.72		SALES TAX PAYMENT FROM STATE 2024	\$ 654,408.38		
PAYROLL	\$ 2,509,197.47			SALES TAX PAYMENT FROM STATE 2025	\$ 612,842.81		
Y-T-D INTEREST EARNED	\$ 538,202.60			SALES TAX PAYMENT FROM STATE 2026	\$ 679,864.92		

* fair market value *investment cost basis

AVERAGE WEIGHTED INDICATORS

WAM OVERALL IN DAYS	52
WAY OVERALL PERCENTAGE	3.66%
6 WEEK US TREASURY RATE 03.31.2026	3.64%

LONG TERM DEBT FOR THE YEAR 2026

ACCOUNT NAME	BALANCE 01.01.26	PRINCIPAL PAID	INTEREST PAID	CHANGE IN ASSETS	BALANCE MONTH END
ANTICIPATION NOTES 2020 URS	\$ 1,795,530.06	\$ (880,000.00)	\$ (12,301.50)		\$ 903,228.56
ANTICIPATION NOTES 2024 JAIL EXPANSION	\$ 5,445,400.00	\$ (195,000.00)	\$ (135,625.00)		\$ 5,114,775.00
TX DOCUMENTS	\$ 152,301.04	\$ (7,463.00)			\$ 144,838.04
TOTAL LONG TERM INDEBITNESS	\$ 7,393,231.10		\$ (147,926.50)	\$ -	\$ 6,162,841.60

**ANGELINA COUNTY
CERTIFICATE OF DEPOSIT SCHEDULE
FOR THE MONTH ENDED MARCH 2026**

BANK	COUNTY ACCOUNT NAME	COUPON FREQUENCY	MATURITY	DURATION	AMOUNT	ANNUAL INTEREST RATE	
FINANCIAL NORTHEASTERN COMPANIES							
<u>ANGELINA CO GENERAL FUND</u>							
SHORT TERM (LESS THAN 12 MONTHS)							
	TRUSTAR BANK	MONTHLY	5/22/2026	30 MO	200,000	5.00%	
	WINGS FINANCIAL CU	SEMI-ANNUAL	5/26/2026	18 MO	200,000	4.30%	
	RIZE FEDERAL CU	AT MATURITY	8/20/2026	24 MO	200,000	4.15%	
	OREGON COMMUNITY	AT MATURITY	8/21/2026	24 MO	200,000	4.10%	
	SIGNATURE BANK OF ARKANSAS	MONTHLY	8/28/2026	15 MO	200,000	4.10%	
	QUEENSBOROUGH NATIONAL	MONTHLY	9/11/2026	15 MO	200,000	4.10%	
	CENTRIS FCU	MONTHLY	10/5/2026	12MO	200,000	3.90%	
	CAPE & COAST BANK	MONTHLY	2/11/2027	12 MO	200,000	3.75%	
	FIRST BANK OF THE LAKE	MONTHLY	2/12/2027	18 MO	200,000	3.95%	
	BIBANK	AT MATURITY	2/16/2027	30 MO	200,000	3.75%	
	AUSTIN TELCO FED CU	AT MATURITY	2/19/2027	30 MO	200,000	4.20%	
	WORKERS FEDERAL	AT MATURITY	2/23/2027	30 MO	200,000	4.05%	
	REGIONAL FCU	MONTHLY	2/25/2027	18 MO	200,000	4.10%	
					\$ 2,600,000		
LONG TERM (MORE THAN 12 MONTHS)							
	ORIENTAL BANK	SEMI-ANNUAL	4/7/2027	24 MO	100,000	4.00%	
	COMENITY BANK	MONTHLY	4/15/2027	24 MO	100,000	4.10%	
	CHEROKEE ST BANK	MATURITY	8/11/2027	18 MO	200,000	3.65%	
	CONNEXIUS CU	AT MATURITY	8/19/2027	24 MO	200,000	4.00%	
	USF FED CU	AT MATURITY	11/29/2027	24 MO	200,000	3.70%	
	CFBANK, N/A	MONTHLY	12/16/2027	24 MO	200,000	3.65%	
	POPULAR BANK	QUARTERLY	12/17/2027	24 MO	200,000	3.65%	
	AMERICAN BANK OF FREEDOM	SEMI-ANNUAL	12/17/2027	24 MO	200,000	3.60%	
	THE FIRST NAT BK OF MCGREGOR	MONTHLY	12/23/2027	24 MO	200,000	3.65%	
	GULF ATLANTIC BANK	MONTHLY	1/3/2028	25 MO	200,000	3.60%	
	CITY NATIONAL BANK	AT MATURITY	1/31/2028	12 MO	200,000	3.75%	
	SPRING BANK	MONTHLY	6/20/2028	30 MO	200,000	3.55%	
	LUANA SAVINGS BANK	SEMI-ANNUAL	6/30/2028	30 MO	200,000	3.50%	
	ALLY BANK	SEMI-ANNUAL	12/4/2028	36 MO	200,000	3.75%	
	THE PITNEY BOWES BANK	SEMI-ANNUAL	12/19/2028	36 MO	200,000	3.60%	
	1ST FINANCIAL BANK USA	MONTHLY	12/22/2028	36 MO	200,000	3.60%	
	FIRST FED SAND L ASS OF LORAIN	MONTHLY	12/29/2028	36 MO	200,000	3.60%	
					\$ 3,200,000		
<u>ANGELINA CO (TOBACCO STLMT)</u>							
	BANK OF AMERICA	AT MATURITY	6/27/2026	12 MO	100,000	4.30%	
	ATLANTIC UN BANK	AT MATURITY	8/14/2026	24 MO	200,000	4.10%	
	ALLIANT CU	AT MATURITY	10/30/2026	12 MO	200,000	4.00%	
	NOBEL FCU	MONTHLY	12/4/2026	12 MO	100,000	3.80%	
	HOPE FCU	AT MATURITY	12/17/2026	12 MO	200,000	3.80%	
	TRUSTONE FINANCIAL CU	MONTHLY	2/12/2027	18 MO	200,000	4.10%	
	OKLAHOMA ED CU	AT MATURITY	5/21/2027	18 MO	200,000	3.70%	
	VIBRANT CU	AT MATURITY	10/27/2027	24 MO	200,000	3.65%	
	BMW BK NORTH AMERICA	AT MATURITY	11/22/2027	24 MO	200,000	3.70%	
					\$ 1,600,000		
UBANK							
	<u>GENERAL FUND</u>						
	CHESTNUT	AT MATURITY	4/14/2026	12 MO	200,000	4.25%	
					\$ 200,000		
	TOTAL INVESTMENTS IN CD'S					\$ 7,600,000	
				WAM	446	DAYS	
				WAY	3.89%		

I, Jill Brewer, Treasurer, in and for Angelina County Texas do hereby certify this monthly report to be a correct and accurate report of all Angelina County transactions in the bank and investment accounts under the control of the County Treasurer for the month of March 2026.



TREASURER'S REPORT SUMMARY

DATE RANGE
03/01/2026-03/31/2026

FUND	BEGINNING CASH&CASH EQUIVALENTS	NET CHANGE REVENUES	NET CHANGE EXPENDITURES	NET CHANGE ASSETS	NET CHANGE LIABILITIES	CALCULATED ENDING BALANCE
010 - GENERAL FUND	\$ 38,207,914.43	\$ 624,408.83	\$ 3,348,008.61	\$ -	\$ -	\$ 35,484,314.65
011 - M.H.M.R. SERVICES	15,612.99	-	3,569.00	-	-	12,043.99
012 - EMPLOYEES BENEFIT FUND	(908,214.91)	374,436.02	472,131.93	-	-	(1,005,910.82)
013 - JURY FUND	290,754.99	-	16,964.70	-	-	273,790.29
014 - ELECTION SERVICES CONTRACT FUND	57,281.75	-	-	-	-	57,281.75
016 - ELECTION CODE CHAPTER 19	(5,841.37)	-	-	-	-	(5,841.37)
017 - PROBATE/GUARDIANSHIP SELF INS FUND	350,000.00	-	-	-	-	350,000.00
018 - JUVENILE PROBATION FEES FUND	1,813.84	-	-	-	-	1,813.84
020 - LAW LIBRARY FUND	151,187.34	-	4,133.54	-	-	147,053.80
022 - CASSELS,BOYKINS PARK	-	9,334.21	12,819.04	-	-	(162.48)
025 - ADULT PROBATION	915,376.58	577,242.32	132,793.74	-	-	1,359,825.16
028 - JUVENILE SERVICES	1,149,980.70	105,187.64	186,658.68	-	-	1,068,509.66
029 - RECORD MANAGEMENT,COUNTY	1,819,784.59	-	19,602.66	-	-	1,800,181.93
035 - COUNTY UNIT ROAD SYSTEM	7,222,534.73	117,283.77	435,612.24	-	-	6,904,206.26
036 - SECURITY FEES FUND	467,458.17	-	3,349.11	-	-	464,109.06
037 - RECORD MANAGEMENT , DIST	399,202.14	-	-	-	-	399,202.14
042 - HOTEL- MOTEL TAX FUND	54,395.38	1,016.52	-	-	-	55,411.90
045-JP SECURITY FEES FUND	55,089.79	-	4,331.61	-	-	50,758.18
050 - PAYROLL FUND	609.02	-	-	-	-	609.02
058 - 2020 AMERICAN RESCUE PLAN (ARP)	1,648,369.56	-	1,379,557.26	-	-	268,812.30
059 - 2020 CARES ACT GRANTS	1,114,837.89	-	-	-	-	1,114,837.89
062 - SAFFP RE-ENTRY COURT GRAN	233,348.14	-	3,830.46	-	-	229,517.68
065 - GRANTS FUND	940,489.47	3,000.00	117,417.08	-	-	826,072.39
067 - DA STATE GRANTS FUND	100,295.34	-	-	-	-	100,295.34
069 - DRUG COURT GRANT	157,606.66	-	6,344.89	-	-	151,261.77
070 - CONSTABLE #1 FORFEITURE F	3,397.53	-	-	-	-	3,397.53
072 - SHERIFF/FEDERAL FORFEITURE FUND	828.07	-	-	-	-	828.07
073 - SHERIFF'S FORFEITURE FUND	227,451.61	5,256.43	-	-	-	232,708.04
074 - COUNTY ATTORNEY FORFEITUR	104,426.23	-	200.00	-	-	104,226.23
075 - DEBT SERVICE FUND	222,917.60	-	-	-	-	222,917.60
079 - DISTRICT ATTORNEY FORFEITURE FUND	178,048.01	429.49	-	-	-	178,477.50
080 - ANGELINA COUNTY LANDFILL	10,855,309.27	380,202.20	157,376.59	-	-	11,078,134.88
083 - ANGELINA COUNTY AIRPORT	1,116,606.53	778.08	106,929.88	-	-	1,010,454.73
084 - PRE-TRIAL INTERVENTION PROGRAM	58,165.25	800.00	197.65	-	-	58,767.60
086 - DA JUDICIARY APPORTIONMENT FUND	4,773.34	-	1,864.22	-	-	2,909.12
088 - EXPOSITION CENTER	40,898.88	-	57,630.78	-	-	(16,731.90)
097 - COUNTY ATTORNEY HOT,CHECK	62,072.29	-	-	-	-	62,072.29
098 - DISTRICT ATTORNEY'S FUND	-	-	-	-	-	-
099 - CONSTRUCTION	516,823.08	1,379,557.26	178,777.00	-	-	1,717,603.34
101 - TAX NOTE, SERIES 2024	725,755.30	-	182,966.00	-	-	542,789.30
999 - POOLED CASH	69,902.09	-	-	(141,932.33)	(541,471.95)	753,306.37
Report Total:	\$ 68,630,584.65	\$ 3,578,932.77	\$ 6,833,066.67	\$ (141,932.33)	\$ (541,471.95)	\$ 66,059,855.03



My Pooled Cash Report

Angelina County

For the Period Ending 3/31/2026

ACCOUNT #	ACCOUNT NAME	BEGINNING BALANCE	CURRENT ACTIVITY	CURRENT BALANCE
CLAIM ON CASH				
010-000-1103	CASH IN BANK	(24,843,641.00)	1,268,888.24	(23,574,752.76)
011-000-1103	CASH IN BANK	15,612.99	(9,100.00)	6,512.99
012-000-1103	CASH IN BANK	(3,360,074.92)	(96,769.94)	(3,456,844.86)
013-000-1103	CASH IN BANK	290,754.99	(28,305.70)	262,449.29
014-000-1103	CASH IN BANK	57,281.75	-	57,281.75
016-000-1103	CASH IN BANK	(5,841.37)	-	(5,841.37)
017-000-1103	CASH IN BANK	350,000.00	-	350,000.00
018-000-1103	CASH IN BANK	1,813.84	-	1,813.84
020-000-1103	CASH IN BANK	151,187.34	(6,249.08)	144,938.26
022-000-1103	CASH IN BANK	3,322.35	(4,633.05)	(1,310.70)
025-000-1103	CASH IN BANK	552,831.79	407,178.10	960,009.89
028-000-1103	CASH IN BANK	1,149,980.70	(88,351.16)	1,061,629.54
029-000-1103	CASH IN BANK	1,819,784.59	(19,602.66)	1,800,181.93
035-000-1103	CASH IN BANK	7,222,534.73	(362,570.35)	6,859,964.38
036-000-1103	CASH IN BANK	467,458.17	(3,349.11)	464,109.06
037-000-1103	CASH IN BANK	399,202.14	-	399,202.14
042-000-1103	CASH IN BANK	54,395.38	1,016.52	55,411.90
045-000-1103	CASH IN BANK	55,089.79	(4,331.61)	50,758.18
050-000-1103	CASH IN BANK	609.02	32,692.80	33,301.82
058-000-1103	CASH IN BANK	1,648,369.56	(1,379,557.26)	268,812.30
059-000-1103	CASH IN BANK	1,114,837.89	(16,710.00)	1,098,127.89
062-000-1103	CASH IN BANK	233,348.14	(9,594.76)	223,753.38
065-000-1103	CASH IN BANK	940,489.47	23,650.40	964,139.87
067-000-1103	CASH IN BANK	100,295.34	-	100,295.34
069-000-1103	CASH IN BANK	157,606.66	(13,394.49)	144,212.17
070-000-1103	CASH IN BANK	3,397.53	-	3,397.53
072-000-1103	CASH IN BANK	828.07	-	828.07
073-000-1103	CASH IN BANK	227,451.61	5,256.43	232,708.04
074-000-1103	CASH IN BANK	104,426.23	(100.00)	104,326.23
075-000-1103	CASH IN BANK	222,917.60	-	222,917.60
076-000-1103	CASH IN BANK	-	-	-
077-000-1103	CASH IN BANK	-	-	-
079-000-1103	CASH IN BANK	178,048.01	429.49	178,477.50
080-000-1103	CASH IN BANK	9,398,334.52	220,737.18	9,619,071.70
083-000-1103	CASH IN BANK	1,116,606.53	(53,654.41)	1,062,952.12
084-000-1103	CASH IN BANK	58,165.25	602.35	58,767.60
086-000-1103	CASH IN BANK	4,773.34	(1,864.22)	2,909.12
088-000-1103	CASH IN BANK	40,898.88	(57,572.27)	(16,673.39)
092-000-1103	CASH IN BANK	-	-	-
097-000-1103	CASH IN BANK	62,072.29	-	62,072.29
098-000-1103	CASH IN BANK	-	-	-
099-000-1103	CASH IN BANK	516,823.08	919,696.51	1,436,519.59
101-000-1103	CASH IN BANK	(443,601.19)	(182,966.00)	(626,567.19)
TOTAL CLAIM ON CASH		68,391.09	541,471.95	609,863.04