



Jill Brewer  
Angelina County Treasurer  
Monthly Report for April 2026

The State of Texas  
County of Angelina  
Affidavit


The Treasurer's Monthly report includes, but is not limited to, money received and disbursed, county long-term debt, and any other notable proceedings in the Treasurer's office that would pertain to the financial position of Angelina County. LGC §114.026(d).

All investments are in compliance with both the Public Funds Investment Act and the Angelina County Investment Policy. As Angelina County Treasurer, I believe that the "return of principal" takes precedent over any "return on investment" (i.e. investment income) §LGC 2256.023


Therefore, I, Jill Brewer, County Treasurer in and for Angelina County do hereby present this report as true and correct statement, to the best of my knowledge.

Filed with accompanying report titled "Treasurer's Monthly Report", Angelina County, on this 26th day of May 2026.


  
Jill Brewer, County Treasurer

  
Amy Fincher, County Clerk  
(recorded in minutes of meeting)

Commissioners Court, having reviewed the monthly Treasurer's Report, as presented, does hereby approve this report and acknowledges the filing of this report in the official minutes of this scheduled meeting of Angelina County Commissioners Court, on this 26th day of May 2026.


  
Keith Wright, County Judge

  
Tim Sprinkle, Commissioner, PCT 1

  
Kermit Kennedy, Commissioner, PCT 2

  
Tom Berry, Commissioner, PCT 3

  
Kenneth Jeffrey, Commissioner, PCT 4





# ACTIVITIES FOR THE OFFICE OF THE ANGELINA COUNTY TREASURER FOR THE MONTH PRESENTED

April 2026

## INVESTMENT SUMMARY

<u>INVESTMENT POOLS</u>	<u>BEGINNING</u> BALANCE	INTEREST EARNED	(WITHDRAWLS)	DEPOSITS	<u>ENDING</u> BALANCE	INTEREST RATE	% OF INVESTMENTS
TEXSTAR WASTE MANAGEMENT 080	\$ 1,461,492.56	4,369.96			\$ 1,465,862.52	3.6378%	
TEXSTAR EMPLOYEE BENEFIT FUND 012	2,459,462.81	7,353.97			2,466,816.78	3.6378%	
TEXSTAR GEN FUND	48,773.66	145.85			48,919.51	3.6378%	
TEXAS CLASS CSCD	363,637.36	1,059.36			364,696.72	3.5396%	
TEXAS CLASS TAX NOTES 2024 (JAIL EXPANSION)	1,110,264.52	3,234.47			1,113,498.99	3.5396%	
TEXAS CLASS- GENERAL-ARPA FUNDS begin 08.01.23	1,172,880.52	3,416.89			1,176,297.41	3.5396%	
TEXAS CLASS SETTLEMENT 1999	759,738.72	2,213.29			761,952.01	3.5396%	
TEXPOOL	35,119,988.30	102,113.98	(2,100,000.00)	482,302.73	33,604,405.01	3.6586%	
	<u>\$ 42,496,238.45</u>				<u>\$ 41,002,448.95</u>		63.70%
<b><u>INSURED CASH SWEEP</u></b>							
FNBWF- ICS	<u>\$ 12,007,006.45</u>	37,973.70			<u>\$ 12,044,980.15</u>	3.8420%	18.71%
<b><u>MONEY MARKET</u></b>							
COMMERCIAL BANK MONEY MARKET	<u>\$ 3,268,434.54</u>	9,620.80	(1,250,000.00)	1,250,000.00	<u>\$ 3,278,055.34</u>	3.0400%	5.09%
<b><u>INTEREST BEARING CHECKING</u></b>							
DEPOSITORY BANK	<u>\$ 540,849.04</u>	188.86	(6,800,089.32)	6,606,225.42	<u>\$ 347,174.00</u>	0.2500%	0.54%
<b><u>CERTIFICATES OF DEPOSIT PORTFOLIO</u></b>							
FINANCIAL NORTHEASTERN	\$ 7,477,845.21	17,524.21			\$ 7,495,369.42	attached schedule	
UBANK	200,000.00	8,491.95	(8,491.95)		200,000.00	4.0100%	
	<u>\$ 7,677,845.21</u>				<u>\$ 7,695,369.42</u>		11.96%
<b>TOTAL OF LIQUID INVESTMENTS</b>	<u>\$ 65,990,373.69</u>	<u>\$ 197,707.29</u>	<u>\$ (10,158,581.27)</u>	<u>\$ 8,338,528.15</u>	<u>\$ 64,368,027.86</u>		
<b><u>MISCELLANEOUS ITEMS</u></b>							
Waste Mgmt TRUST as of 03.31.2026	\$ 10,330,062.81	\$ 10,379,750.96		SALES TAX PAYMENT FROM STATE 2024	\$ 679,339.54		
PAYROLL	\$ 2,509,197.47			SALES TAX PAYMENT FROM STATE 2025	\$ 604,583.48		
Y-T-D INTEREST EARNED	\$ 735,909.89			SALES TAX PAYMENT FROM STATE 2026	\$ 668,866.57		

\* fair market value \*investment cost basis

### AVERAGE WEIGHTED INDICATORS

WAM OVERALL IN DAYS	51
WAY OVERALL PERCENTAGE	3.66%
6 WEEK US TREASURY RATE 04.30.2026	3.68%

### LONG TERM DEBT FOR THE YEAR 2026

<u>ACCOUNT NAME</u>	<u>BALANCE</u> 01.01.26	<u>PRINCIPAL PAID</u>	<u>INTEREST PAID</u>	<u>CHANGE IN</u> ASSETS	<u>BALANCE</u> MONTH END
ANTICIPATION NOTES 2020 URS	\$ 1,795,530.06	\$ (880,000.00)	\$ (12,301.50)		\$ 903,228.56
ANTICIPATION NOTES 2024 JAIL EXPANSION	\$ 5,445,400.00	\$ (195,000.00)	\$ (135,625.00)		\$ 5,114,775.00
TX DOCUMENTS	\$ 152,301.04	\$ (11,194.50)			\$ 141,106.54
<b>TOTAL LONG TERM INDEBITNESS</b>	<u>\$ 7,393,231.10</u>	<u>\$ (1,086,194.50)</u>	<u>\$ (147,926.50)</u>	<u>\$ -</u>	<u>\$ 6,159,110.10</u>

**ANGELINA COUNTY  
CERTIFICATE OF DEPOSIT SCHEDULE  
FOR THE MONTH ENDED APRIL 2026**

BANK	COUNTY ACCOUNT	NAME	COUPON FREQUENCY	MATURITY	DURATION	AMOUNT	ANNUAL INTEREST RATE
<b>FINANCIAL NORTHEASTERN COMPANIES</b>							
<b><u>ANGELINA CO GENERAL FUND</u></b>							
<b>SHORT TERM (LESS THAN 12 MONTHS)</b>							
		TRUSTAR BANK	MONTHLY	5/22/2026	30 MO	200,000	5.00%
		WINGS FINANCIAL CU	SEMI-ANNUAL	5/26/2026	18 MO	200,000	4.30%
		RIZE FEDERAL CU	AT MATURITY	8/20/2026	24 MO	200,000	4.15%
		OREGON COMMUNITY	AT MATURITY	8/21/2026	24 MO	200,000	4.10%
		SIGNATURE BANK OF ARKANSAS	MONTHLY	8/28/2026	15 MO	200,000	4.10%
		QUEENSBOROUGH NATIONAL	MONTHLY	9/11/2026	15 MO	200,000	4.10%
		CENTRIS FCU	MONTHLY	10/5/2026	12MO	200,000	3.90%
		CAPE & COAST BANK	MONTHLY	2/11/2027	12 MO	200,000	3.75%
		FIRST BANK OF THE LAKE	MONTHLY	2/12/2027	18 MO	200,000	3.95%
		BIBANK	AT MATURITY	2/16/2027	30 MO	200,000	3.75%
		AUSTIN TELCO FED CU	AT MATURITY	2/19/2027	30 MO	200,000	4.20%
		WORKERS FEDERAL	AT MATURITY	2/23/2027	30 MO	200,000	4.05%
		REGIONAL FCU	MONTHLY	2/25/2027	18 MO	200,000	4.10%
		ORIENTAL BANK	SEMI-ANNUAL	4/7/2027	24 MO	100,000	4.00%
		COMENITY BANK	MONTHLY	4/15/2027	24 MO	100,000	4.10%
						<b>\$ 2,800,000</b>	
<b>LONG TERM (MORE THAN 12 MONTHS)</b>							
		CHEROKEE ST BANK	MATURITY	8/11/2027	18 MO	200,000	3.65%
		CONNEXIUS CU	AT MATURITY	8/19/2027	24 MO	200,000	4.00%
		USF FED CU	AT MATURITY	11/29/2027	24 MO	200,000	3.70%
		CFBANK, N/A	MONTHLY	12/16/2027	24 MO	200,000	3.65%
		POPULAR BANK	QUARTERLY	12/17/2027	24 MO	200,000	3.65%
		AMERICAN BANK OF FREEDOM	SEMI-ANNUAL	12/17/2027	24 MO	200,000	3.60%
		THE FIRST NAT BK OF MCGREGOR	MONTHLY	12/23/2027	24 MO	200,000	3.65%
		GULF ATLANTIC BANK	MONTHLY	1/3/2028	25 MO	200,000	3.60%
		CITY NATIONAL BANK	AT MATURITY	1/31/2028	12 MO	200,000	3.75%
		SPRING BANK	MONTHLY	6/20/2028	30 MO	200,000	3.55%
		LUANA SAVINGS BANK	SEMI-ANNUAL	6/30/2028	30 MO	200,000	3.50%
		ALLY BANK	SEMI-ANNUAL	12/4/2028	36 MO	200,000	3.75%
		THE PITNEY BOWES BANK	SEMI-ANNUAL	12/19/2028	36 MO	200,000	3.60%
		1ST FINANCIAL BANK USA	MONTHLY	12/22/2028	36 MO	200,000	3.60%
		FIRST FED SAND L ASS OF LORAIN	MONTHLY	12/29/2028	36 MO	200,000	3.60%
						<b>\$ 3,000,000</b>	
<b><u>ANGELINA CO (TOBACCO STLMT)</u></b>							
		BANK OF AMERICA	AT MATURITY	6/27/2026	12 MO	100,000	4.30%
		ATLANTIC UN BANK	AT MATURITY	8/14/2026	24 MO	200,000	4.10%
		ALLIANT CU	AT MATURITY	10/30/2026	12 MO	200,000	4.00%
		NOBEL FCU	MONTHLY	12/4/2026	12 MO	100,000	3.80%
		HOPE FCU	AT MATURITY	12/17/2026	12 MO	200,000	3.80%
		TRUSTONE FINANCIAL CU	MONTHLY	2/12/2027	18 MO	200,000	4.10%
		OKLAHOMA ED CU	AT MATURITY	5/21/2027	18 MO	200,000	3.70%
		VIBRANT CU	AT MATURITY	10/27/2027	24 MO	200,000	3.65%
		BMW BK NORTH AMERICA	AT MATURITY	11/22/2027	24 MO	200,000	3.70%
						<b>\$ 1,600,000</b>	
<b>UBANK</b>							
		<b><u>GENERAL FUND</u></b>					
		CHESTNUT	AT MATURITY	4/14/2027	12 MO	200,000	4.01%
						<b>\$ 200,000</b>	
						<b>\$ 7,600,000</b>	
					WAM 426		
					WAY 3.89%		

I, Jill Brewer, Treasurer, in and for Angelina County Texas do hereby certify this monthly report to be a correct and accurate report of all Angelina County transactions in the bank and investment accounts under the control of the County Treasurer for the month of April 2026.

  
\_\_\_\_\_



## TREASURER'S REPORT SUMMARY

DATE RANGE  
04/01/2026-04/30/2026

FUND	BEGINNING CASH&CASH EQUIVALENTS	NET CHANGE REVENUES	NET CHANGE EXPENDITURES	NET CHANGE ASSETS	NET CHANGE LIABILITIES	CALCULATED ENDING BALANCE
010 - GENERAL FUND	\$ 36,815,153.45	\$ 1,980,755.53	\$ 3,001,172.69	\$ -	\$ -	\$ 35,794,736.29
011 - M.H.M.R. SERVICES	11,681.86	-	10,990.00	-	-	691.86
012 - EMPLOYEES BENEFIT FUND	(823,342.97)	409,110.12	612,816.67	-	-	(1,027,049.52)
013 - JURY FUND	263,282.52	-	8,216.68	-	-	255,065.84
014 - ELECTION SERVICES CONTRACT FUND	57,281.75	-	-	-	-	57,281.75
016 - ELECTION CODE CHAPTER 19	(5,841.37)	-	1,776.23	-	-	(7,617.60)
017 - PROBATE/GUARDIANSHIP SELF INS FUND	350,000.00	-	-	-	-	350,000.00
018 - JUVENILE PROBATION FEES FUND	1,819.10	-	-	-	-	1,819.10
020 - LAW LIBRARY FUND	151,133.26	-	194.58	-	-	150,938.68
022 - CASSELS,BOYKINS PARK	(1,310.70)	7,298.80	13,276.51	-	-	(7,288.41)
025 - ADULT PROBATION	1,332,923.07	76,152.00	248,117.49	-	-	1,160,957.58
028 - JUVENILE SERVICES	1,064,705.68	174,656.43	226,922.17	-	-	1,012,439.94
029 - RECORD MANAGEMENT,COUNTY	1,829,016.96	-	1,592.02	-	-	1,827,424.94
035 - COUNTY UNIT ROAD SYSTEM	6,962,974.16	275.00	545,372.77	-	-	6,417,876.39
036 - SECURITY FEES FUND	470,841.40	-	1,883.88	-	-	468,957.52
037 - RECORD MANAGEMENT , DIST	403,972.09	-	-	-	-	403,972.09
042 - HOTEL- MOTEL TAX FUND	55,411.90	12,311.98	-	-	-	67,723.88
045- JP SECURITY FEES FUND	51,267.97	-	-	-	-	51,267.97
050 - PAYROLL FUND	(466,714.48)	-	-	-	-	(466,714.48)
058 - 2020 AMERICAN RESCUE PLAN (ARP)	269,591.20	-	-	-	-	269,591.20
059 - 2020 CARES ACT GRANTS	1,101,309.78	-	225.00	-	-	1,101,084.78
062 - SAFFP RE-ENTRY COURT GRAN	222,007.50	18.00	1,975.98	-	-	220,049.52
065 - GRANTS FUND	966,424.44	3,625.00	70,343.56	-	-	899,705.88
067 - DA STATE GRANTS FUND	100,295.34	-	-	-	-	100,295.34
069 - DRUG COURT GRANT	143,707.95	18.00	5,278.17	-	-	138,447.78
070 - CONSTABLE #1 FORFEITURE F	3,407.37	-	-	-	-	3,407.37
072 - SHERIFF/FEDERAL FORFEITURE FUND	830.47	-	-	-	-	830.47
073 - SHERIFF'S FORFEITURE FUND	233,382.33	5,881.40	47,225.02	-	-	192,038.71
074 - COUNTY ATTORNEY FORFEITUR	104,628.52	-	-	-	-	104,628.52
075 - DEBT SERVICE FUND	223,563.52	-	-	-	-	223,563.52
079 - DISTRICT ATTORNEY FORFEITURE FUND	178,994.65	3,333.40	-	-	-	182,328.05
080 - ANGELINA COUNTY LANDFILL	11,108,436.12	-	239,388.38	-	-	10,869,047.74
083 - ANGELINA COUNTY AIRPORT	1,064,766.40	128.80	260,837.71	-	-	804,057.49
084 - PRE-TRIAL INTERVENTION PROGRAM	58,767.60	1,845.00	197.65	-	-	60,414.95
086 - DA JUDICIARY APPORTIONMENT FUND	2,909.12	-	1,864.22	-	-	1,044.90
088 - EXPOSITION CENTER	(16,597.19)	-	86,915.38	-	-	(103,512.57)
097 - COUNTY ATTORNEY HOT,CHECK	62,072.29	185.00	-	-	-	62,257.29
099 - CONSTRUCTION	1,440,682.00	-	448,570.34	-	-	992,111.66
101 - TAX NOTE, SERIES 2024	546,313.33	-	-	-	-	546,313.33
999 - POOLED CASH	288,269.70	-	-	(694,778.53)	547,428.69	435,619.54
<b>Report Total:</b>	<b>\$ 66,628,018.09</b>	<b>\$ 2,675,594.46</b>	<b>\$ 5,835,153.10</b>	<b>\$ (694,778.53)</b>	<b>\$ 547,428.69</b>	<b>\$ 63,615,809.29</b>



# My Pooled Cash Report

Angelina County

For the Period Ending 4/30/2026

ACCOUNT #	ACCOUNT NAME	BEGINNING BALANCE	CURRENT ACTIVITY	CURRENT BALANCE
<b>CLAIM ON CASH</b>				
010-000-1103	CASH IN BANK	-23780362.99	588386.75	-23191976.24
011-000-1103	CASH IN BANK	11681.86	-6094	5587.86
012-000-1103	CASH IN BANK	-3282805.78	-261687.86	-3544493.64
013-000-1103	CASH IN BANK	263282.52	-8677.68	254604.84
014-000-1103	CASH IN BANK	57281.75	0	57281.75
016-000-1103	CASH IN BANK	-5841.37	-1776.23	-7617.6
017-000-1103	CASH IN BANK	350000	0	350000
018-000-1103	CASH IN BANK	1819.1	0	1819.1
020-000-1103	CASH IN BANK	151133.26	-2115.54	149017.72
022-000-1103	CASH IN BANK	-1310.7	-7982.8	-9293.5
025-000-1103	CASH IN BANK	969285.71	-155903.16	813382.55
028-000-1103	CASH IN BANK	1064705.68	-155939.05	908766.63
029-000-1103	CASH IN BANK	1829016.96	-1592.02	1827424.94
035-000-1103	CASH IN BANK	6962974.16	-500761.11	6462213.05
036-000-1103	CASH IN BANK	470841.4	-1883.88	468957.52
037-000-1103	CASH IN BANK	403972.09	0	403972.09
042-000-1103	CASH IN BANK	55411.9	12311.98	67723.88
045-000-1103	CASH IN BANK	51267.97	0	51267.97
050-000-1103	CASH IN BANK	-466714.48	539685.19	72970.71
058-000-1103	CASH IN BANK	269591.2	0	269591.2
059-000-1103	CASH IN BANK	1101309.78	0	1101309.78
062-000-1103	CASH IN BANK	222007.5	-6361.98	215645.52
065-000-1103	CASH IN BANK	966424.44	-118650.39	847774.05
067-000-1103	CASH IN BANK	100295.34	0	100295.34
069-000-1103	CASH IN BANK	143707.95	-12528.17	131179.78
070-000-1103	CASH IN BANK	3407.37	0	3407.37
072-000-1103	CASH IN BANK	830.47	0	830.47
073-000-1103	CASH IN BANK	233382.33	-39157.35	194224.98
074-000-1103	CASH IN BANK	104628.52	-100	104528.52
075-000-1103	CASH IN BANK	223563.52	0	223563.52
076-000-1103	CASH IN BANK	0	0	0
077-000-1103	CASH IN BANK	0	0	0
079-000-1103	CASH IN BANK	178994.65	3333.4	182328.05
080-000-1103	CASH IN BANK	9646943.56	124883.57	9771827.13
083-000-1103	CASH IN BANK	1064766.4	-45770.9	1018995.5
084-000-1103	CASH IN BANK	58767.6	1647.35	60414.95
086-000-1103	CASH IN BANK	2909.12	-1864.22	1044.9
088-000-1103	CASH IN BANK	-16597.19	-13245.25	-29842.44
092-000-1103	CASH IN BANK	0	0	0
097-000-1103	CASH IN BANK	62072.29	185	62257.29
098-000-1103	CASH IN BANK	0	0	0
099-000-1103	CASH IN BANK	1440682	-460192.34	980489.66
101-000-1103	CASH IN BANK	-626567.19	-15578	-642145.19
<b>TOTAL CLAIM ON CASH</b>		<u>286758.7</u>	<u>-547428.69</u>	<u>-260669.99</u>