



Jill Brewer
Angelina County Treasurer
Monthly Report for December 2023

**The State of Texas
County of Angelina
Affidavit**

The Treasurer's Monthly report includes, but is not limited to, money received and disbursed, county long-term debt, and any other notable proceedings in the Treasurer's office that would pertain to the financial position of Angelina County. LGC §114.026(d).


All investments are in compliance with both the Public Funds Investment Act and the Angelina County Investment Policy. As Angelina County Treasurer, I believe that the "return of principal" takes precedent over any "return on investment" (i.e. investment income) §LGC 2256.023

Therefore, I, Jill Brewer, County Treasurer in and for Angelina County do hereby present this report as true and correct statement, to the best of my knowledge.

Filed with accompanying report titled "Treasurer's Monthly Report", Angelina County, on this 23th day of January 2024.




Jill Brewer, County Treasurer




Amy Fincher, County Clerk
(recorded in minutes of meeting)

Commissioners Court, having reviewed the monthly Treasurer's Report, as presented, does hereby approve this report and acknowledges the filing of this report in the official minutes of this scheduled meeting of Angelina County Commissioners Court, on this 23th day of January 2024.



Kent Walker, Commissioner, PCT 1



Keith Wright, County Judge



Kermit Kennedy, Commissioner, PCT 2



Terry Pitts, Commissioner, PCT 3





Kenneth Jeffrey, Commissioner, PCT 4



**ACTIVITIES FOR THE OFFICE OF THE ANGELINA COUNTY TREASURER
FOR THE MONTH PRESENTED
December 2023**

INVESTMENT SUMMARY

<u>INVESTMENT POOLS</u>	<u>BEGINING BALANCE</u>	<u>INTEREST EARNED</u>	<u>(WITHDRAWALS)</u>	<u>DEPOSITS</u>	<u>ENDING BALANCE</u>	<u>INTEREST RATE</u>	<u>% OF INVESTMENTS</u>
TEXSTAR WASTE MANAGEMENT 080	\$ 1,312,894.81	\$ 5,961.94			\$ 1,318,856.75	5.3378%	
TEXSTAR EMPLOYEE BENEFIT FUND 012	2,209,396.17	10,016.20			2,219,412.37	5.3378%	
TEXSTAR GEN FUND	106,253.50	481.70			106,735.20	5.3378%	
TEXAS CLASS CSCD	327,188.17	1,457.50			328,645.67	5.2346%	
TEXAS CLASS- GENERAL-ARPA FUNDS begin 08.01.23	6,560,055.23	29,520.32		121,950.68	6,711,526.23	5.2346%	
TEXAS CLASS SETTLEMENT 1999	466,666.15	2,092.90		5,767.95	474,527.00	5.2346%	
TEXPOOL	18,229,180.85	88,454.90	(1,700,000.00)	4,318,851.54	20,936,487.29	5.5951%	
	\$ 29,211,634.88				\$ 32,096,190.51		55.43%
<u>INSURED CASH SWEEP</u>							
FNBWF- ICS	\$ 10,715,783.38	50,436.41			\$ 10,766,219.79	5.5320%	
	\$ 10,715,783.38				\$ 10,766,219.79		18.59%
<u>MONEY MARKET</u>							
COMMERCIAL BANK MONEY MARKET	\$ 3,046,675.98	7,261.94			\$ 3,053,937.92	3.0400%	5.27%
<u>INTEREST BEARING CHECKING</u>							
DEPOSITORY BANK	\$ 661,275.13	201.34	(3,746,218.02)	4,016,502.48	\$ 931,760.93	0.2500%	1.61%
<u>CERTIFICATES OF DEPOSIT PORTFOLIO</u>							
FINANCIAL NORTHEASTERN	\$ 5,627,312.28	25,720.98			\$ 5,653,033.26	attached schedule	
UBANK	200,000.00				200,000.00	5.0000%	
COMMERCIAL BANK OF TEXAS 7 MO	5,200,000.00				5,200,000.00	5.2500%	
	\$ 11,027,312.28				\$ 11,053,033.26		19.09%
TOTAL OF LIQUID INVESTMENTS	\$ 54,662,681.65	\$ 221,606.13	\$ (5,446,218.02)	\$ 8,463,072.65	\$ 57,901,142.41		

MISCELLANEOUS ITEMS

	<u>FMV*</u>	<u>ICB*</u>		
Waste Mgmt TRUST as of 12.31.2023	\$ 8,809,702.66	\$ 9,159,151.65	PAYABLES	\$ 2,155,519.28
SALES TAX PAYMENT FROM STATE	\$ 748,482.54		PAYROLL	\$ 1,575,316.98
Y-T-D INTEREST EARNED	\$ 2,670,079.08			
TAX NOTE 2020 FUNDS IN DEPOSITORY CHECKING	\$ 132,290.84			

* fair market value *investment cost basis

AVERAGE WEIGHTED INDICATORS

WAM OVERALL IN DAYS	36
WAY OVERALL PERCENTAGE	5.01%
30 DAY US TREASURY RATE 12.29.23	5.33%

LONG TERM DEBT FOR THE YEAR 2023

<u>ACCOUNT NAME</u>	<u>BALANCE 01.01.23</u>	<u>PRINCIPAL PAID</u>	<u>INTEREST PAID</u>	<u>CHANGE IN ASSETS</u>	<u>BALANCE 12.31.23</u>
ANTICIPATION NOTES 2020	\$ 4,492,922.40	\$ (845,000.00)	\$ (54,290.12)		\$ 3,593,632.28
FIRST NATIONAL BANK OF WICHITA FALLS	\$ 44,703.14	(43,019.91)	(1,683.23)		(0.00)
CANON FINANCIAL SERVICES	28,519.37	(20,131.32)	-		8,388.05
TOTAL LONG TERM INDEBITNESS	\$ 4,566,144.91	\$ (908,151.23)	\$ (55,973.35)	\$ -	\$ 3,602,020.33

**ANGELINA COUNTY
CERTIFICATE OF DEPOSIT SCHEDULE
FOR THE MONTH ENDED DECEMBER 2023**

BANK	COUNTY ACCOUNT	NAME	COUPON FREQUENCY	MATURITY	DURATION	AMOUNT	ANNUAL INTEREST RATE
FINANCIAL NORTHEASTERN COMPANIES							
<u>ANGELINA CO (TOBACCO STLMT)</u>							
		CHARLES SCHWAB BANK, SSB	AT MATURITY	11/14/2024	12 MO	200,000	5.45%
		SOUTHEAST BANK	AT MATURITY	11/22/2024	12 MO	100,000	5.40%
		SYNCRONY BANK	SEMI-ANNUAL	4/15/2024	24 MO	200,000	2.30%
		MORGAN STANLEY	SEMI-ANNUAL	5/13/2024	24 MO	202,000	2.85%
		LEADER BANK, NA	SEMI-ANNUAL	6/3/2024	36 MO	100,000	0.25%
		NEW YORK COMMUNITY BANK	SEMI-ANNUAL	6/3/2024	36 MO	200,000	0.35%
		SALLIE MAE BANK	SEMI-ANNUAL	8/26/2024	36 MO	200,000	0.65%
		GREENSTATE CU NORTH	SEMI-ANNUAL	10/15/2024	36 MO	200,000	0.70%
		PENTAGON FCU	MONTHLY	1/31/2025	36 MO	200,000	1.25%
						\$ 1,602,000	
<u>ANGELINA CO GENERAL FUND</u>							
SHORT TERM (LESS THAN 12 MONTHS)							
		BLUPEAK CU	MONTHLY	11/20/2024	12MO	200,000	5.75%
		FIRST TECHNOLOGY FED CU	AT MATURITY	5/10/2024	12 MO	200,000	5.10%
		WASHINGTON TRUST COMPANY	AT MATURITY	5/24/2024	9 MO	200,000	5.25%
		CAPSTONE FCU	MONTHLY	3/25/2024	7 MO	200,000	5.50%
		ALLY BANK	SEMI-ANNUAL	8/12/2024	24 MO	200,000	3.35%
		AMERICAN EXPRESS NATIONAL BANK	QUARTERLY	8/12/2024	24 MO	200,000	3.35%
		UBS BANK USA	MONTHLY	8/12/2024	24 MO	200,000	3.35%
		CAPITAL ONE BANK USA, NAT'L ASSOC-GA	SEMI-ANNUAL	8/12/2024	24 MO	200,000	3.30%
		CAPITAL ONE BANK USA, NAT'L ASSOC-ML	SEMI-ANNUAL	8/12/2024	24 MO	200,000	3.30%
		CONNEXUS CU	MONTHLY	8/15/2024	24 MO	200,000	3.30%
						\$ 2,000,000	
LONG TERM (MORE THAN 12 MONTHS)							
		TRUSTAR BANK	MONTHLY	5/22/2026	30 MO	200,000	5.00%
		SOUTHPOINT BANK	MONTHLY	5/29/2025	18 MO	200,000	5.30%
		TRIAD BUSINESS BANK	MONTHLY	5/30/2025	18 MO	200,000	5.30%
						\$ 600,000	
<u>US TREASURY TAXNOTES 2020</u>							
		TSRYS5706275	AT MATURITY	3/26/2024	12 WEEK	425,000	0.95%
		TSRYS5527415	AT MATURITY	1/25/2024	12 WEEK	497,000	0.95%
		TSRYS5540568	AT MATURITY	2/22/2024	12 WEEK	470,000	0.95%
						\$ 1,392,000	
UBANK							
<u>GENERAL FUND</u>							
		CHESTNUT	AT MATURITY	4/14/2024	12 MO	200,000	5.00%
COMMERCIAL BANK OF TEXAS							
<u>ARPA FUNDS</u>							
		ANGELINACO 7 MO CD	AT MATURITY	6/28/2024	7 MO	5,200,000	5.25%
						\$ 5,200,000	
TOTAL INVESTMENTS IN CD'S						\$ 10,994,000	
WAM						210 DAYS	
WAY						4.13%	

I, Jill Brewer, Treasurer, in and for Angelina County Texas do hereby certify this monthly report to be a correct and accurate report of all Angelina County transactions in the bank and investment accounts under the control of the County Treasurer for the month of DECEMBER 2023.



TREASURER'S REPORT SUMMARY

DATE RANGE
12/01/2023-12/31/2023

FUND	BEGINNING CASH&CASH EQUIVALENTS	NET CHANGE REVENUES	NET CHANGE EXPENDITURES	NET CHANGE ASSETS	NET CHANGE LIABILITIES	CALCULATED ENDING BALANCE
010 - GENERAL FUND	\$ 21,366,554.08	\$ 996,187.39	\$ 2,201,406.36			\$ 20,161,335.11
011 - M.H.M.R. SERVICES	47,463.35	-	2,110.00			45,353.35
012 - EMPLOYEES BENEFIT FUND	2,109,468.20	345,120.00	308,004.01			2,146,584.19
013 - JURY FUND	404,345.65	-	8,230.13			396,115.52
014 - ELECTION SERVICES CONTRACT FUND	43,546.34	-	-			43,546.34
018 - JUVENILE PROBATION FEES FUND	63,262.25	-	-			63,262.25
020 - LAW LIBRARY FUND	92,676.90	-	2,555.54			90,121.36
022 - CASSELS,BOYKINS PARK	119,761.22	1,966.00	16,819.40			104,907.82
025 - ADULT PROBATION	670,658.22	407,373.00	98,479.23			979,551.99
028 - JUVENILE SERVICES	590,096.64	83,775.00	151,169.21			522,702.43
029 - RECORD MANAGEMENT,COUNTY	1,295,472.25	-	2,204.82			1,293,267.43
035 - COUNTY UNIT ROAD SYSTEM	3,079,823.67	405,694.21	301,628.17			3,183,889.71
036 - SECURITY FEES FUND	396,230.20	-	645.90			395,584.30
037 - RECORD MANAGEMENT , DIST	299,778.65	-	-			299,778.65
039 - DISTRICT COURT TECHNOLOGY FUND	10.07	-	-			10.07
042 - HOTEL- MOTEL TAX FUND	-	-	-			-
050 - PAYROLL FUND	36,978.12	-	-			36,978.12
058 - 2020 AMERICAN RESCUE PLAN (ARP)	14,392,658.08	-	412,616.98			13,980,041.10
059 - 2020 CARES ACT GRANTS	1,544,143.96	-	-			1,544,143.96
062 - SAFPF RE-ENTRY COURT GRAN	123,553.71	17,912.26	3,308.82			138,157.15
065 - GRANTS FUND	(81,413.77)	-	9,593.30			(91,007.07)
067 - DA STATE GRANTS FUND	100,295.34	-	-			100,295.34
069 - DRUG COURT GRANT	95,447.44	-	8,026.84			87,420.60
070 - CONSTABLE #1 FORFEITURE F	8,115.39	-	-			8,115.39
072 - SHERIFF/FEDERAL FORFEITURE FUND	3,752.40	-	-			3,752.40
073 - SHERIFF'S FORFEITURE FUND	50,268.35	-	-			50,268.35
074 - COUNTY ATTORNEY FORFEITUR	137,953.97	-	374.51			137,579.46
075 - DEBT SERVICE FUND	11,224.08	-	-			11,224.08
077 - TAX NOTE, SERIES 2020	1,524,290.84	-	-			1,524,290.84
079 - DISTRICT ATTORNEY FORFEITURE FUND	89,555.27	-	1,563.22			87,992.05
080 - ANGELINA COUNTY LANDFILL	4,772,236.20	268,743.50	271,451.00			4,769,528.70
083 - ANGELINA COUNTY AIRPORT	107,248.72	7,007.00	147,433.46			(33,177.74)
084 - PRE-TRIAL INTERVENTION PROGRAM	42,646.38	-	326.13			42,320.25
086 - DA JUDICIARY APPORTIONMENT FUND	8,187.67	-	1,677.49			6,510.18
088 - EXPOSITION CENTER	-	-	-			-
097 - COUNTY ATTORNEY HOT,CHECK	68,275.76	-	33.16			68,242.60
098 - DISTRICT ATTORNEY'S FUND	75.00	-	-			75.00
099 - CONSTRUCTION	6,042.86	-	-			6,042.86
999 - POOLED CASH	22,813.65	-	-	(13,887.57)	13,887.57	22,813.65
Report Total:	\$ 53,643,497.11	\$ 2,533,778.36	\$ 3,949,657.68	\$ (13,887.57)	\$ 13,887.57	\$ 52,227,617.79



My Pooled Cash Report

Angelina County

For the Period Ending 12/31/2023

ACCOUNT #	ACCOUNT NAME	BEGINNING BALANCE	CURRENT ACTIVITY	CURRENT BALANCE
CLAIM ON CASH				
010-000-1103	CASH IN BANK	(28,381,836.59)	699,442.59	(27,682,394.00)
011-000-1103	CASH IN BANK	47,463.35	(3,610.00)	43,853.35
012-000-1103	CASH IN BANK	(99,927.97)	33,782.66	(66,145.31)
013-000-1103	CASH IN BANK	404,345.65	(9,459.85)	394,885.80
014-000-1103	CASH IN BANK	43,546.34	0.00	43,546.34
018-000-1103	CASH IN BANK	63,262.25	0.00	63,262.25
020-000-1103	CASH IN BANK	92,676.90	(2,555.54)	90,121.36
022-000-1103	CASH IN BANK	119,761.22	(15,326.03)	104,435.19
025-000-1103	CASH IN BANK	343,470.05	271,097.14	614,567.19
028-000-1103	CASH IN BANK	590,096.64	(89,339.10)	500,757.54
029-000-1103	CASH IN BANK	1,295,472.25	(12,790.66)	1,282,681.59
035-000-1103	CASH IN BANK	3,079,823.67	64,474.49	3,144,298.16
036-000-1103	CASH IN BANK	396,230.20	(645.90)	395,584.30
037-000-1103	CASH IN BANK	299,778.65	0.00	299,778.65
039-000-1103	CASH IN BANK	10.07	0.00	10.07
050-000-1103	CASH IN BANK	36,978.12	0.00	36,978.12
058-000-1103	CASH IN BANK	14,392,658.08	(412,616.98)	13,980,041.10
059-000-1103	CASH IN BANK	1,544,143.96	0.00	1,544,143.96
062-000-1103	CASH IN BANK	123,553.71	22,162.34	145,716.05
065-000-1103	CASH IN BANK	(81,413.77)	(7,383.24)	(88,797.01)
067-000-1103	CASH IN BANK	100,295.34	0.00	100,295.34
069-000-1103	CASH IN BANK	95,447.44	(9,776.84)	85,670.60
070-000-1103	CASH IN BANK	8,115.39	0.00	8,115.39
072-000-1103	CASH IN BANK	3,752.40	0.00	3,752.40
073-000-1103	CASH IN BANK	50,268.35	0.00	50,268.35
074-000-1103	CASH IN BANK	137,953.97	(374.51)	137,579.46
075-000-1103	CASH IN BANK	11,224.08	0.00	11,224.08
077-000-1103	CASH IN BANK	1,524,290.84	0.00	1,524,290.84
079-000-1103	CASH IN BANK	89,555.27	(1,563.22)	87,992.05
080-000-1103	CASH IN BANK	3,459,341.39	(16,820.34)	3,442,521.05
083-000-1103	CASH IN BANK	107,248.72	5,810.12	113,058.84
084-000-1103	CASH IN BANK	42,646.38	(326.13)	42,320.25
086-000-1103	CASH IN BANK	8,187.67	(1,677.49)	6,510.18
088-000-1103	CASH IN BANK	0.00	0.00	0.00
097-000-1103	CASH IN BANK	68,275.76	(33.16)	68,242.60
098-000-1103	CASH IN BANK	75.00	0.00	75.00
099-000-1103	CASH IN BANK	6,042.86	0.00	6,042.86
TOTAL CLAIM ON CASH		22,813.64	512,470.35	535,283.99