

A SIGNED COPY IS AVAILABLE IN THE COUNTY CLERK'S OFFICE



Jill Brewer
Angelina County Treasurer
Monthly Report for November 2021

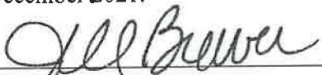
The State of Texas
County of Angelina
Affidavit

The Treasurer's Monthly report includes, but is not limited to, money received and disbursed, county long-term debt, and any other notable proceedings in the Treasurer's office that would pertain to the financial position of Angelina County. LGC §114.026(d).

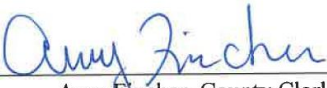
All investments are in compliance with both the Public Funds Investment Act and the Angelina County Investment policy. As Angelina County Treasurer, I believe that the "return of principal" takes precedent over any "return on investment" (i.e. investment income) §LGC 2256.023

Therefore, I, Jill Brewer, County Treasurer in and for Angelina County do hereby present this report as true and correct statement, to the best of my knowledge.

Filed with accompanying report titled "Treasurer's Monthly Report", Angelina County, on this 28th day of December 2021.




Jill Brewer, County Treasurer

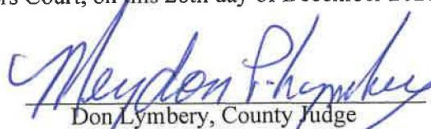


Amy Fincher, County Clerk
(recorded in minutes of meeting)

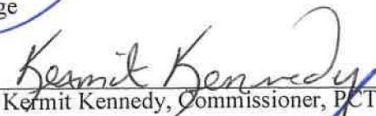
Commissioners Court, having reviewed the monthly Treasurer's Report as presented does hereby approve this report and acknowledges the filing of this report in the official minutes of this scheduled meeting of Angelina County Commissioners Court, on this 28th day of December 2021.



Rodney Paulette, Commissioner, PCT 1



Don Lybery, County Judge



Kermit Kennedy, Commissioner, PCT 2



Terry Pitts, Commissioner, PCT 3





Steve Smith, Commissioner, PCT 4



**Treasurer's Report
Angelina County
For the Month of
November-21**

Fund	Beginning Cash Balance	Revenues	Expenditures	Net Change Assets	Net Change Liabilities	Calculated Ending Balance	Actual Ending Balance
010 - GENERAL FUND	\$ 15,184,090.32	\$ 726,259.60	\$ 1,525,817.00	\$ (1,587,256.23)	\$ 787,698.83	\$ 13,596,834.09	\$ 13,596,834.09
011 - M.H.M.R. SERVICES	81,415.47	-	3,025.00	(3,025.00)	-	78,390.47	78,390.47
012 - EMPLOYEES BENEFIT FUND	757,147.17	610,536.12	325,560.26	284,882.86	93.00	1,042,030.03	1,042,030.03
013 - JURY FUND	301,325.57	-	1,787.34	(2,137.34)	350.00	299,188.23	299,188.23
014 - ELECTION SERVICES CONTRACT FUND	34,266.53	-	-	-	-	34,266.53	34,266.53
018 - JUVENILE PROBATION FEES FUND	57,724.06	400.00	-	400.00	-	58,124.06	58,124.06
020 - LAW LIBRARY FUND	48,025.33	-	2,066.73	(2,066.73)	-	45,958.60	45,958.60
022 - CASSELS,BOYKINS PARK	195,953.13	3,095.60	6,240.78	(4,216.61)	1,071.43	191,736.52	191,736.52
025 - ADULT PROBATION	651,724.01	21,668.79	127,091.77	(106,242.87)	819.89	545,481.14	545,481.14
028 - JUVENILE SERVICES	(18,767.23)	73,287.24	148,740.32	(79,718.01)	4,264.93	(98,485.24)	(98,485.24)
029 - RECORD MANAGEMENT,COUNTY	867,584.52	-	7,014.20	(56,859.41)	49,845.21	810,725.11	810,725.11
030 - TEEN COURT FUND	4,988.39	-	-	-	-	4,988.39	4,988.39
031 - ROAD & BRIDGE FUND #1	130,449.90	-	-	-	-	130,449.90	130,449.90
032 - ROAD & BRIDGE FUND #2	286,756.26	-	-	-	-	286,756.26	286,756.26
033 - ROAD & BRIDGE FUND #3	232,467.57	-	-	-	-	232,467.57	232,467.57
034 - ROAD & BRIDGE FUND #4	360,932.45	-	-	-	-	360,932.45	360,932.45
035 - COUNTY UNIT ROAD SYSTEM	1,031,567.25	51,911.64	242,048.41	(215,324.61)	25,187.84	816,242.64	816,242.64
036 - SECURITY FEES FUND	272,291.17	-	-	-	-	272,291.17	272,291.17
037 - RECORD MANAGEMENT , DIST	51,554.81	-	-	-	-	51,554.81	51,554.81
038 - JUVENILE COMMUNITY SERVIC	28,011.68	-	-	-	-	28,011.68	28,011.68
039 - DISTRICT COURT TECHNOLOGY FUND	103,630.46	-	-	-	-	103,630.46	103,630.46
043 - COUNTY RECORD PRESERVATIO	278,713.46	-	-	-	-	278,713.46	278,713.46
050 - PAYROLL FUND	46,894.89	-	-	(13.25)	13.25	46,881.64	46,881.64
058 - 2020 AMERICAN RESCUE PLAN (ARP)	8,436,458.71	-	-	-	-	8,436,458.71	8,436,458.71
059 - 2020 CARES ACT GRANTS	2,089,723.64	-	40,830.00	(40,830.00)	-	2,048,893.64	2,048,893.64
061 - RADIO,TELECOMMUNICATIO S E	1,462.56	-	-	-	-	1,462.56	1,462.56
062 - SAFFP RE-ENTRY COURT GRAN	94,307.05	-	745.34	(745.34)	-	93,561.71	93,561.71
063 - FAMILY CRISIS COURT PROGRAM	167,778.81	-	-	-	-	167,778.81	167,778.81
065 - GRANTS FUND	12,626.43	4,642.78	-	3,447.09	1,195.69	16,073.52	16,073.52
066 - TAX NOTES DEBT ISSUE-OCTOBER 2014	16,408.56	-	-	-	-	16,408.56	16,408.56
067 - DA STATE GRANTS FUND	-	-	12,053.58	(12,053.58)	-	(12,053.58)	(12,053.58)
069 - DRUG COURT GRANT	67,914.90	16,596.20	5,116.71	9,854.49	1,625.00	77,769.39	77,769.39
070 - CONSTABLE #1 FORFEITURE F	6,027.61	1,652.00	-	1,652.00	-	7,679.61	7,679.61
072 - SHERIFF/FEDERAL FORFEITURE FUND	5,501.88	-	-	-	-	5,501.88	5,501.88
073 - SHERIFF'S FORFEITURE FUND	43,938.92	211.04	-	211.04	-	44,149.96	44,149.96
074 - COUNTY ATTORNEY FORFEITUR	135,267.01	90.44	-	90.44	-	135,357.45	135,357.45
075 - DEBT SERVICE FUND	337,148.42	-	-	-	-	337,148.42	337,148.42

(continued on next page)

Fund	Beginning Cash Balance	Revenues	Expenditures	Net Change Assets	Net Change Liabilities	Calculated Ending Balance	Actual Ending Balance
077 - TAX NOTE, SERIES 2020	\$ 2,738,406.71	\$ -	\$ -	\$ -	\$ -	\$ 2,738,406.71	\$ 2,738,406.71
079 - DISTRICT ATTORNEY FORFEITURE FUND	102,869.18	708.00	-	708.00	-	103,577.18	103,577.18
080 - ANGELINA COUNTY LANDFILL	1,003,117.51	723.40	308,495.24	(673,513.61)	365,741.77	329,603.90	329,603.90
083 - ANGELINA COUNTY AIRPORT	113,354.04	-	77,137.80	(122,750.12)	45,612.32	(9,396.08)	(9,396.08)
084 - PRE-TRIAL INTERVENTION PROGRAM	47,776.10	145.00	727.42	(582.42)	-	47,193.68	47,193.68
086 - DA JUDICIARY APPORTIONMENT FUND	6,546.10	-	1,976.71	(1,976.71)	-	4,569.39	4,569.39
092 - ABANDONED PROPERTY FUND	44.43	-	-	-	-	44.43	44.43
094 - CONSTABLE #4 FORFEITURE FUND	167.01	-	-	-	-	167.01	167.01
097 - COUNTY ATTORNEY HOT,CHECK	71,562.30	30.00	152.31	(122.31)	-	71,439.99	71,439.99
999 - POOLED CASH	179,007.06	-	-	487,615.43	(487,615.43)	666,622.49	666,622.49
Report Total:	\$ 36,666,162.11	\$ 1,511,957.85	\$ 2,836,626.92	\$ (2,120,572.80)	\$ 795,903.73	\$ 34,545,589.31	\$ 34,545,589.31

INVESTMENT SUMMARY

<u>INVESTMENT POOLS</u>	BEGINING BALANCE	INTEREST EARNED	(WITHDRAWALS)	DEPOSITS	ENDING BALANCE	INTEREST RATE	% OF INVESTMENTS
TEXSTAR WASTE MANAGEMENT 080	\$ 100,013.84	\$ 0.86			\$ 100,014.70	0.0102%	
TEXSTAR EMPLOYEE BENEFIT FUND 012	100,021.00	0.86			100,021.86	0.0102%	
TEXSTAR GEN FUND	100,006.63	0.86			100,007.49	0.0102%	
TEXAS CLASS CSCD 025	308,605.97	6.34			308,612.31	0.0251%	
TEXAS CLASS	101,202.10	2.10			101,204.20	0.0251%	
TEXAS CLASS SETTLEMENT 1999	507,937.73	10.50			507,948.23	0.0251%	
TEXPOOL	384,861.46	11.68	(1,590,909.00)	1,306,048.40	100,012.54	0.0381%	
					<u>\$ 1,317,821.33</u>		0.03%
<u>INSURED CASH SWEEP</u>							
FNBWF- ICS	\$ 1,091,681.71	125.25	(1,000,000.00)		91,806.96	0.1870%	
UBANK -ICS	\$ 21,107,509.23	11,279.03			21,118,788.26	0.6500%	
					<u>\$ 21,210,595.22</u>		0.52%
<u>MONEY MARKET</u>							
COMMERCIAL BANK MONEY MARKET	\$ 16,147,292.32	11,705.26			<u>\$ 16,158,997.58</u>	0.9000%	0.40%
<u>INTEREST BEARING CHECKING</u>							
DEPOSITORY BANK	\$ 1,237,875.35	337.19	(6,569,996.29)	6,067,414.42	<u>\$ 735,630.67</u>	0.2500%	0.02%
<u>CERTIFICATES OF DEPOSIT PORTFOLIO</u>							
FINANCIAL NORTHEASTERN	\$ 1,404,538.87	710.96			<u>\$ 1,405,249.83</u>	attached schedule	0.03%
TOTAL OF LIQUID INVESTMENTS	<u>\$ 42,591,546.21</u>	<u>\$ 24,190.89</u>	<u>\$ (9,160,905.29)</u>	<u>\$ 7,373,462.82</u>	<u>\$ 40,828,294.63</u>		

MISCELLANEOUS ITEMS

Waste Mgmt TRUST as of 09.30.2021	\$	8,249,577.88	PAYABLES	\$	2,345,373
SALES TAX PAYMENT FROM STATE	\$	689,857.61	PAYROLL	\$	2,080,293
Y-T-D INTEREST EARNED	\$	188,701.15			

AVERAGE WEIGHTED INDICATORS

WAM OVERALL IN DAYS	22
WAY OVERALL PERCENTAGE	0.72%
30 DAY US TREASURY RATE 11.30.2021	0.11%

LONG TERM DEBT

<u>ACCOUNT NAME</u>	<u>BALANCE 01.01.21</u>	<u>PRINCIPAL PAID</u>	<u>INTEREST PAID</u>	<u>CHANGE IN ASSETS</u>	<u>BALANCE 12.31.21</u>
ANTICIPATION NOTES 2020	\$ 6,286,390.75	\$ 810,000.00	\$ 87,726.37		\$ 5,388,664.38
TAX REFUNDING BONDS 2012	1,486,150.00	745,000.00	21,650.00		\$ 719,500.00
FIRST NATIONAL BANK OF WICHITA FALLS	1,047,939.55	295,268.70	39,291.71		713,379.14
NATIONWIDE	274,139.39	274,139.39	-		-
CANON FINANCIAL SERVICES	68,782.01	18,453.71	-		50,328.30
TOTAL LONG TERM INDEBITNESS	<u>\$ 9,163,401.70</u>	<u>\$ 2,142,861.80</u>	<u>\$ 148,668.08</u>	<u>\$ -</u>	<u>\$ 6,871,871.82</u>

**ANGELINA COUNTY
INTEREST ALLOCATION**

November-21

FUND NAME	BALANCE	BALANCE	INTEREST ALLOCATION
GENERAL FUND	(17,750,388.14)		
EMPLOYEE BENEFITS FUND 012	942,009.03		
PAYROLL FUND	(452,985.14)		
MISCELLANEOUS GRANTS	12,626.43		
TOBACCO SETTLEMENT	1,907,948.23		
TEX STAR	100,007.49		
ICS FNB	91,806.96		
ICS UBANK	21,118,788.26		
TEXPOOL	100,012.54		
MONEY MKT INVESTMENTS	16,158,997.58		
TEXAS CLASS GENERAL FUND	101,204.20		
	22,330,027.44	22,330,027.44	12,088.41
MHMR SERVICES	78,390.47	78,390.47	42.44
EMPLOYEE BENEFITS FUND	942,009.03	942,009.03	509.96
JURY FUND	299,188.23	299,188.23	161.97
ELECTION SERVICES	34,266.53	34,266.53	18.55
JUVENILE PROBATION FEES	58,124.06	58,124.06	31.47
LAW LIBRARY FUND	45,958.60	45,958.60	24.88
CASSELS BOYKINS PARK	191,736.52	191,736.52	103.80
CSCD	237,155.03	237,155.03	128.38
JUVENILE SERVICES	(179,424.05)	-	-
TITLE VI E PLACEMENT GRANT 028-000-2894	80,938.81	80,938.81	43.82
RECORD MGMT - COUNTY CLERK	810,725.11	810,725.11	438.89
TEEN COURT FUND	4,988.39	4,988.39	2.70
R&B #1	130,449.90	130,449.90	70.62
R&B #2	286,756.26	286,756.26	155.24
R&B #3	232,467.57	232,467.57	125.85
R&B #4	360,932.45	360,932.45	195.39
UNIT ROAD SYSTEM	816,242.64	816,242.64	441.87
SECURITY FEES FUND	272,291.17	272,291.17	147.41
RECORD MGMT - DISTRICT CLERK	51,554.81	51,554.81	27.91
JUVENILE COMMUNITY SERVICE	28,011.68	28,011.68	15.16
DISTRICT CLERK RECORD MGMT	103,630.46	103,630.46	56.10
COUNTY RECORD PRESERVATION FUND	278,713.46	278,713.46	150.88
2020 AMERICAN RESCUE PLAN	8,436,458.71	8,436,458.71	4,567.10
2020 CARES ACT GRANTS	2,048,893.64	2,048,893.64	1,109.17
RADIO TELECOMMUNICATIONS GRANT	1,462.56	1,462.56	0.79
SAFF DRUG ENTRY COURT	93,561.71	93,561.71	50.65
FAMILY CRISIS COURT	171,225.90	171,225.90	92.69
TAX NOTES, SERIES 2014	4,354.98	4,354.98	2.36
DRUG COURT GRANT	7,679.61	7,679.61	4.16
CONSTABLE #1 FORFEITURE FUND	5,501.88	5,501.88	2.98
SHERIFF'S FORFEITURE-FEDERAL	44,149.96	44,149.96	23.90
SHERIFF'S FORFEITURE	135,357.45	135,357.45	73.28
CA/TDPS FEDS FORFEITURE FUND	337,148.42	337,148.42	182.52
DEBT SERVICE FUND	2,738,406.71	2,738,406.71	1,482.44
TAX NOTES SERIES 2020	103,577.18	103,577.18	56.07
DA FORFEIT FUND	492,704.89	492,704.89	266.73
LANDFILL	138,854.02	138,854.02	75.17
AIRPORT	47,193.68	47,193.68	25.55
ABANDONED PROPERTY FUND	44.43	44.43	0.02
CONSTABLE #5 FORFEITURE FUND	167.01	167.01	0.09
COUNTY ATTORNEY HOT CHECK FUND	71,439.99	71,439.99	38.67
	42,373,317.30	42,552,741.35	23,036.02
CD INTEREST EARNED**	-		
TEXAS CLASS GF	2.10		
TEXSTAR GF	0.88		
TEXPOOL	11.68		
MM INVEST	11,279.03		
ICS FNB	125.25		
ICS UBANK	11,279.03		
EBF TEXSTAR	0.86		
CHECKING ACCOUNT INTEREST	337.19		
INTEREST EARNED	23,036.02		

**CD INTEREST EARNED AT MATURITY

ANGELINA COUNTY
 CERTIFICATE OF DEPOSIT SCHEDULE
 FOR THE MONTH ENDED NOVEMBER

INSTITUTION	COUNTY ACCOUNT NAME	COUPON FREQUENCY	MATURITY	DURATION	AMOUNT	ANNUAL INTEREST RATE
FINANCIAL NORTHEASTERN COMPANIES						
	<u>ANGELINA CO (TOBACCO STLMT)</u>					
	MORGAN STANLEY	Semi-Annual	2/22/2022	24 MO	\$ 200,000	1.70%
	GOLDMAN SACHS BANK USA	Maturity	5/20/2022	24 MO	200,000	0.55%
	COMENITY BANK	Monthly	5/15/2023	24MO	200,000	0.20%
	BMW BANK OF NORTH AMERICA	Semi-Annual	11/21/2023	30 MO	100,000	0.25%
	LEADER BANK, NATIONAL ASSOCIATIOI	Semi-Annual	6/3/2024	36 MO	100,000	0.25%
	NEW YORK COMMUNITY BANK	Semi-Annual	6/3/2024	36 MO	200,000	0.35%
	SALLIE MAE BANK	Semi-Annual	8/26/2024	36 MO	200,000	0.65%
	GREENSTATE CU	Semi-Annual	10/15/2024	36 MO	200,000	0.70%
					<u>\$ 1,400,000</u>	
					TOTAL INVESTMENTS IN CD'S	<u>\$1,400,000</u>
				WAM WAY	653 DAYS	0.63%