

**A SIGNED COPY IS AVAILABLE IN THE COUNTY CLERK'S OFFICE**



Jill Brewer  
Angelina County Treasurer  
Monthly Report for December 2021

The State of Texas  
County of Angelina  
Affidavit


The Treasurer's Monthly report includes, but is not limited to, money received and disbursed, county long-term debt, and any other notable proceedings in the Treasurer's office that would pertain to the financial position of Angelina County. LGC §114.026(d).

All investments are in compliance with both the Public Funds Investment Act and the Angelina County Investment policy. As Angelina County Treasurer, I believe that the "return of principal" takes precedent over any "return on investment" (i.e. investment income) §LGC 2256.023

Therefore, I, Jill Brewer, County Treasurer in and for Angelina County do hereby present this report as true and correct statement, to the best of my knowledge.


Filed with accompanying report titled "Treasurer's Monthly Report", Angelina County, on this 25th day of January 2022.

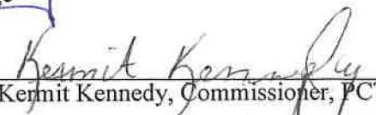
  
Jill Brewer, County Treasurer

  
Amy Fincher, County Clerk  
(recorded in minutes of meeting)

Commissioners Court, having reviewed the monthly Treasurer's Report as presented does hereby approve this report and acknowledges the filing of this report in the official minutes of this scheduled meeting of Angelina County Commissioners Court, on this 25th day of January 2022.

  
Rodney Paulette, Commissioner, PCT 1

  
Don Lymbery, County Judge

  
Kermit Kennedy, Commissioner, PCT 2

  
Terry Pitts, Commissioner, PCT 3



  
Steve Smith, Commissioner, PCT 4



**Treasurer's Report  
Angelina County  
For the Month of  
December-21**

<b>Fund</b>	<b>Beginning Cash Balance</b>	<b>Revenues</b>	<b>Expenditures</b>	<b>Net Change Assets</b>	<b>Net Change Liabilities</b>	<b>Calculated Ending Balance</b>	<b>Actual Ending Balance</b>
010 - GENERAL FUND	\$ 14,894,166.80	\$ 679,917.75	\$ 2,315,136.65	\$ (1,698,204.65)	\$ 62,985.75	\$ 13,195,962.15	\$ 13,195,962.15
011 - M.H.M.R. SERVICES	79,232.76	-	2,875.00	(2,725.00)	(150.00)	76,507.76	76,507.76
012 - EMPLOYEES BENEFIT FUND	975,960.52	323,785.33	210,021.97	113,747.36	16.00	1,089,707.88	1,089,707.88
013 - JURY FUND	299,423.30	2,074.00	4,856.59	(282.49)	(2,500.10)	299,140.81	299,140.81
014 - ELECTION SERVICES CONTRACT FUND	34,266.53	-	-	-	-	34,266.53	34,266.53
018 - JUVENILE PROBATION FEES FUND	58,162.83	20.00	-	20.00	-	58,182.83	58,182.83
020 - LAW LIBRARY FUND	48,190.26	-	2,066.73	(2,066.73)	-	46,123.53	46,123.53
022 - CASSELS,BOYKINS PARK	191,840.41	2,445.70	6,957.04	(5,001.18)	489.84	186,839.23	186,839.23
025 - ADULT PROBATION	570,353.74	344,299.08	151,077.35	65,875.33	127,346.40	636,229.07	636,229.07
028 - JUVENILE SERVICES	(98,431.25)	65,219.00	193,042.79	(151,319.05)	23,495.26	(249,750.30)	(249,750.30)
029 - RECORD MANAGEMENT,COUNTY	838,929.24	-	9,588.05	(10,017.99)	429.94	828,911.25	828,911.25
030 - TEEN COURT FUND	4,991.72	-	-	-	-	4,991.72	4,991.72
031 - ROAD & BRIDGE FUND #1	130,449.90	72,622.05	-	72,622.05	-	203,071.95	203,071.95
032 - ROAD & BRIDGE FUND #2	286,756.26	-	-	-	-	286,756.26	286,756.26
033 - ROAD & BRIDGE FUND #3	232,467.57	-	-	-	-	232,467.57	232,467.57
034 - ROAD & BRIDGE FUND #4	360,932.45	-	-	-	-	360,932.45	360,932.45
035 - COUNTY UNIT ROAD SYSTEM	868,204.01	-	241,293.33	(240,305.19)	(988.14)	627,898.82	627,898.82
036 - SECURITY FEES FUND	275,663.00	-	-	-	-	275,663.00	275,663.00
037 - RECORD MANAGEMENT , DIST	52,660.36	-	-	-	-	52,660.36	52,660.36
038 - JUVENILE COMMUNITY SERVIC	28,030.37	-	-	-	-	28,030.37	28,030.37
039 - DISTRICT COURT TECHNOLOGY FUND	104,434.87	-	-	-	-	104,434.87	104,434.87
043 - COUNTY RECORD PRESERVATIO	279,642.03	-	-	-	-	279,642.03	279,642.03
050 - PAYROLL FUND	(452,985.14)	-	-	(149.69)	149.69	(453,134.83)	(453,134.83)
058 - 2020 AMERICAN RESCUE PLAN (ARP)	8,442,086.68	-	36,250.00	(36,250.00)	-	8,405,836.68	8,405,836.68
059 - 2020 CARES ACT GRANTS	2,050,260.46	-	-	(22,027.95)	22,027.95	2,028,232.51	2,028,232.51
061 - RADIO,TELECOMMUNICATIO E	1,463.54	-	1,380.00	-	(1,380.00)	1,463.54	1,463.54
062 - SAFFP RE-ENTRY COURT GRAN	92,840.69	-	673.16	(745.16)	72.00	92,095.53	92,095.53
065 - GRANTS FUND	183,575.90	-	4,648.07	(19,321.57)	14,673.50	164,254.33	164,254.33
066 - TAX NOTES DEBT ISSUE-OCTOBER 2014	12,634.85	-	-	-	-	12,634.85	12,634.85
067 - DA STATE GRANTS FUND	4,354.98	-	12,493.15	(14,535.44)	2,042.29	(10,180.46)	(10,180.46)
069 - DRUG COURT GRANT	78,396.83	-	4,036.38	(4,579.61)	543.23	73,817.22	73,817.22
070 - CONSTABLE #1 FORFEITURE F	7,684.73	-	-	-	-	7,684.73	7,684.73
072 - SHERIFF/FEDERAL FORFEITURE FUND	5,505.55	-	-	-	-	5,505.55	5,505.55
073 - SHERIFF'S FORFEITURE FUND	44,179.41	-	-	-	-	44,179.41	44,179.41
074 - COUNTY ATTORNEY FORFEITUR	135,447.75	-	-	-	-	135,447.75	135,447.75
075 - DEBT SERVICE FUND	337,373.33	-	-	-	-	337,373.33	337,373.33

(continued on next page)

Fund	Beginning		Expenditures	Net Change		Calculated Ending		Actual Ending	
	Cash Balance	Revenues		Assets	Liabilities	Balance	Balance		
077 - TAX NOTE, SERIES 2020	\$ 2,740,233.50	\$ -	\$ -	\$ (1,351.28)	\$ 1,351.28	\$ 2,738,882.22	\$ 2,738,882.22		
079 - DISTRICT ATTORNEY FORFEITURE FUND	103,646.28	12,622.49	-	12,622.49	-	116,268.77	116,268.77		
080 - ANGELINA COUNTY LANDFILL	<b>593,072.29</b>	280,973.03	595,253.18	(193,523.35)	(120,756.80)	399,548.94	399,548.94		
083 - ANGELINA COUNTY AIRPORT	137,795.99	269,424.11	268,199.90	230,188.12	(228,963.91)	367,984.11	367,984.11		
084 - PRE-TRIAL INTERVENTION PROGRAM	47,513.68	10.00	921.60	\$ (911.60)	-	46,602.08	46,602.08		
086 - DA JUDICIARY APPORTIONMENT FUND	4,569.39	-	1,976.72	(1,976.72)	-	2,592.67	2,592.67		
092 - ABANDONED PROPERTY FUND	44.46	-	-	-	-	44.46	44.46		
094 - CONSTABLE #4 FORFEITURE FUND	167.01	-	-	-	-	167.01	167.01		
097 - COUNTY ATTORNEY HOT,CHECK	71,439.99	425.00	143.60	263.32	18.08	71,703.31	71,703.31		
999 - POOLED CASH	377,282.07	-	-	2,084,510.01	(2,084,510.01)	2,461,792.08	2,461,792.08		
<b>Report Total:</b>	<b>\$ 35,534,911.90</b>	<b>\$ 2,053,837.54</b>	<b>\$ 4,062,891.26</b>	<b>\$ 174,554.03</b>	<b>\$ (2,183,607.75)</b>	<b>\$ 35,709,465.93</b>	<b>\$ 35,709,465.93</b>		

### INVESTMENT SUMMARY

<u>INVESTMENT POOLS</u>	BEGINING BALANCE	INTEREST EARNED	(WITHDRAWLS)	DEPOSITS	ENDING BALANCE	INTEREST RATE	% OF INVESTMENTS
TEXSTAR WASTE MANAGEMENT 080	\$ 100,014.70	\$ 1.19			\$ 100,015.89	0.0139%	
TEXSTAR EMPLOYEE BENEFIT FUND 012	100,021.86	1.19			100,023.05	0.0139%	
TEXSTAR GEN FUND	100,007.49	1.19			100,008.68	0.0139%	
TEXAS CLASS CSCD	308,612.31	6.77			308,619.08	0.0260%	
TEXAS CLASS	101,204.20	2.25			101,206.45	0.0260%	
TEXAS CLASS SETTLEMENT 1999	507,948.23	11.22			507,959.45	0.0260%	
TEXPOOL	100,012.54	19.71	(3,216,759.00)	3,851,982.74	735,255.99	0.0376%	
					<b>\$ 1,953,088.59</b>		0.04%
<b><u>INSURED CASH SWEEP</u></b>							
FNBWF- ICS	\$ 91,806.96	14.56			91,821.52	0.1870%	
UBANK -ICS	21,118,788.26	11,660.93			21,130,449.19	0.6500%	
					<b>\$ 21,222,270.71</b>		0.49%
<b><u>MONEY MARKET</u></b>							
COMMERCIAL BANK MONEY MARKET	\$ 16,158,997.58	12,351.67			<b>\$ 16,171,349.25</b>	0.9000%	0.37%
<b><u>INTEREST BEARING CHECKING</u></b>							
DEPOSITORY BANK	\$ 735,630.67	298.12	(3,202,902.71)	5,335,413.64	<b>\$ 2,868,439.72</b>	0.2500%	0.07%
<b><u>CERTIFICATES OF DEPOSIT PORTFOLIO</u></b>							
FINANCIAL NORTHEASTERN	\$ 1,405,249.83	(578.92)			<b>\$ 1,404,670.91</b>	attached schedule	0.03%
<b>TOTAL OF LIQUID INVESTMENTS</b>	<b>\$ 40,828,294.63</b>	<b>\$ 23,789.88</b>	<b>\$ (6,419,661.71)</b>	<b>\$ 9,187,396.38</b>	<b>\$ 43,619,819.18</b>		

### MISCELLANEOUS ITEMS

Waste Mgmt TRUST as of 12.31.2021	\$ 8,212,447.12	PAYABLES	\$ 1,768,256
SALES TAX PAYMENT FROM STATE	\$ 572,109.73	PAYROLL	\$ 1,720,480
Y-T-D INTEREST EARNED	\$ 212,491.03		

### AVERAGE WEIGHTED INDICATORS

WAM OVERALL IN DAYS	22
WAY OVERALL PERCENTAGE	0.69%
30 DAY US TREASURY RATE 12.31.2021	0.06%

### LONG TERM DEBT

<u>ACCOUNT NAME</u>	<u>BALANCE 01.01.21</u>	<u>PRINCIPAL PAID</u>	<u>INTEREST PAID</u>	<u>CHANGE IN ASSETS</u>	<u>BALANCE 12.31.21</u>
ANTICIPATION NOTES 2020	\$ 6,286,390.75	\$ 810,000.00	\$ 87,726.37		\$ 5,388,664.38
TAX REFUNDING BONDS 2012	1,486,150.00	745,000.00	21,650.00		\$ 719,500.00
FIRST NATIONAL BANK OF WICHITA FALLS	1,047,939.55	295,268.70	39,291.71		713,379.14
NATIONWIDE	274,139.39	274,139.39	-		-
CANON FINANCIAL SERVICES	68,782.01	20,131.32	-		48,650.69
<b>TOTAL LONG TERM INDEBITNESS</b>	<b>\$ 9,163,401.70</b>	<b>\$ 2,144,539.41</b>	<b>\$ 148,668.08</b>	<b>\$ -</b>	<b>\$ 6,870,194.21</b>

**ANGELINA COUNTY  
INTEREST ALLOCATION  
December-21**

FUND NAME	FUND NO	BALANCE	INTEREST ALLOCATION
GENERAL FUND	010	(17,764,373.94)	
<b>EMPLOYEE BENEFITS FUND 012</b>	012	989,686.02	
PAYROLL FUND	050	47,296.31	
MISCELLANEOUS GRANTS	065	12,634.85	
TOBACCO SETTLEMENT	010	1,907,959.45	
TEX STAR	010	100,008.68	
ICS FNB	010	91,821.52	
ICS UBANK	010	21,130,449.19	
TEXPOOL	010	735,255.99	
MONEY MKT INVESTMENTS	010	16,171,349.25	
TEXAS CLASS GENERAL FUND	010	101,206.45	
	010	<b>23,523,293.77</b>	<b>13,128.32</b>
MHMR SERVICES	011	76,507.76	42.70
EMPLOYEE BENEFITS FUND	012	989,686.02	552.34
JURY FUND	013	299,140.81	166.95
ELECTION SERVICES	014	34,266.53	19.12
JUVENILE PROBATION FEES	018	58,182.83	32.47
LAW LIBRARY FUND	020	46,123.53	25.74
CASSELS BOYKINS PARK	022	186,839.23	104.27
CSCD	025	321,346.76	179.34
JUVENILE SERVICES	028	(330,280.35)	-
<b>TITLE VI E PLACEMENT GRANT 028-000-2894</b>	028	<b>80,938.81</b>	<b>45.17</b>
RECORD MGMT - COUNTY CLERK	029	828,911.25	462.61
TEEN COURT FUND	030	4,991.72	2.79
R&B #1	031	203,071.95	113.33
R&B #2	032	286,756.26	160.04
R&B #3	033	232,467.57	129.74
R&B #4	034	360,932.45	201.44
UNIT ROAD SYSTEM	035	627,898.82	350.43
SECURITY FEES FUND	036	275,663.00	153.85
RECORD MGMT - DISTRICT CLERK	037	52,660.36	29.39
JUVENILE COMMUNITY SERVICE	038	28,030.37	15.64
DISTRICT CLERK RECORD MGMT	039	104,434.87	58.28
COUNTY RECORD PRESERVATION FUND	043	279,642.03	156.07
2020 AMERICAN RESCUE PLAN	058	8,405,836.68	4,691.29
2020 CARES ACT GRANTS	059	1,983,679.12	1,107.09
RADIO TELECOMMUNICATIONS GRANT	061	1,463.54	0.82
SAFF DRUG ENTRY COURT	062	92,095.53	51.40
FAMILY CRISIS COURT	063	176,604.33	98.56
TAX NOTES, SERIES 2014	066	(10,180.46)	-
DA GRANTS	067	73,817.22	41.20
DRUG COURT GRANT	069	7,684.73	4.29
CONSTABLE #1 FORFEITURE FUND	070	5,505.55	3.07
SHERIFF'S FORFEITURE-FEDERAL	072	44,179.41	24.66
SHERIFF'S FORFEITURE	073	135,447.75	75.59
CA/TDPS FEDS FORFEITURE FUND	074	337,373.33	188.29
DEBT SERVICE FUND	075	2,738,882.22	1,528.57
TAX NOTES SERIES 2020	077	116,268.77	64.89
DA FORFEIT FUND	079	287,601.52	160.51
LANDFILL	080	205,632.06	114.76
AIRPORT	083	46,602.08	26.01
DA APPORTIONMENT	086	2,592.67	1.45
ABANDONED PROPERTY FUND	092	44.46	0.02
CONSTABLE #5 FORFEITURE FUND	094	167.01	0.09
COUNTY ATTORNEY HOT CHECK FUND	097	71,703.31	40.02
		<b>43,294,507.18</b>	<b>24,352.62</b>
CD INTEREST EARNED**		-	
TEXAS CLASS GF		2.25	
TEXSTAR GF		1.19	
TEXPOOL		19.71	
MM INVEST		12,351.67	
ICS FNB		14.56	
ICS UBANK		11,663.93	
EBF TEXSTAR		1.19	
CHECKING ACCOUNT INTEREST		298.12	
<b>INTEREST EARNED</b>		<b>24,352.62</b>	

This report is for illustration purposes only. The actual recording of interest is conducted by the County Auditor's office.

\*\*CD INTEREST EARNED AT MATURITY

